

# TIGER



## Jansen



POMPEN- & WATERTECHNIEK

Hoogeindsestraat 5  
NL - 5447 PD Rijkevoort  
Nederland  
T : +31 (0) 485 - 371318  
F : +31 (0) 485 - 371918  
info@pompentechniek.nl  
www.pompentechniek.nl

### **ELETTROPOMPE SOMMERGIBILI VORTEX E BICANALI PER ACQUE CARICHE SUBMERSIBLE VORTEX AND BICANAL ELECTRIC PUMPS FOR WASTEWATER**

**PREVALENZA** ..... : 6,5 mt. ÷ 16,0 mt.  
**PORTATA** ..... : 12,0 m<sup>3</sup>/h ÷ 42,0 m<sup>3</sup>/h  
**POTENZA NOMINALE** : 0,5 kW (0,7HP) ÷ 1,5 kW (2,0HP)  
**PASSAGGIO SOLIDI FINO A 50 mm.**




**PUMP HEAD** ..... : 6,5 mt ÷ 16,0 mt  
**DELIVERY** ..... : 12,0 m<sup>3</sup>/h ÷ 42,0 m<sup>3</sup>/h  
**RATED HORSEPOWER** : 0,5 kW (0,7HP) ÷ 1,5 kW (2,0HP)  
**SOLID MATTER BYPASS up to 50 mm.**

#### **APPLICAZIONI**

- SVUOTAMENTO DI FOSSE DI DECANTAZIONE, POZZI NERI, POZZI DI RACCOLTA LIQUAMI
- POMPAGGIO DI ACQUE LURIDE ANCHE CON CORPI SOLIDI IN SOSPENSIONE
- MOVIMENTAZIONE DI ACQUE LURIDE AD USO DOMESTICO ED INDUSTRIALE

#### **APPLICATIONS**

- DECANTATION PIT, SEWAGE PIT AND SLURRY COLLECTION PIT PUMP OUT
- PUMP OUT OF LAVATORY/FOUL WATER WITH POSSIBLE FLOATING SOLIDS CONTENTS
- DOMESTIC AND INDUSTRIAL LAVATORY/BLACK WATER HANDLING SYSTEMS.



**AV ARVEN**®

**CARATTERISTICHE DI COSTRUZIONE**

- ELETTOPOMPA A DOPPIA CAMERA (MOTORE, TENUTA MECCANICA).
  - MOTORE A BAGNO D'OLIO (BIODEGRADABILE E DIELETTRICO) PER RAFFREDDAMENTO E LUBRIFICAZIONE CUSCINETTI.
  - ANELLO DI TENUTA LATO MOTORE.
  - TENUTA MECCANICA A BAGNO D'OLIO.
  - IMMERSIONE MASSIMA: mt. 5 .
  - GRADO DI PROTEZIONE IP 68 .
  - CLASSE DI ISOLAMENTO: F
  - TEMPERATURA MAX. LIQUIDO POMPATO:  
25°C con pompa PARZIALMENTE immersa.  
35°C con pompa TOTALMENTE immersa
  - PASSAGGIO LIBERO: 30 mm - TIGER 70.  
35 mm - TIGER 80.  
50 mm - TIGER 100 - 150 - 200.
  - VERSIONI: Monofase: 220-277V/50Hz e 220-277V/60Hz con protettore termico incorporato e condensatore permanentemente inserito.  
Trifase: 220-277V/50Hz o 380-480V/50Hz e 220-277V/60Hz o 380-480V/60Hz con protezione da sovraccarico a cura dell'utente.
  - VERSIONI MONOFASI AUTOMATICHE CON GALLEGGIANTE O MANUALI SENZA GALLEGGIANTE.
  - CAVO STANDARD:  
Monofase: 10 metri H07RN-F per versione normale (aut.-man.)  
5 metri H07RN-F solo per versione automatica. (esclusa TIGER 150)  
5 metri H05VV-F solo per TIGER 70.  
Trifase: 10 metri H07RN-F
- SPECIALI VOLTAGGI E FREQUENZE A RICHIESTA.

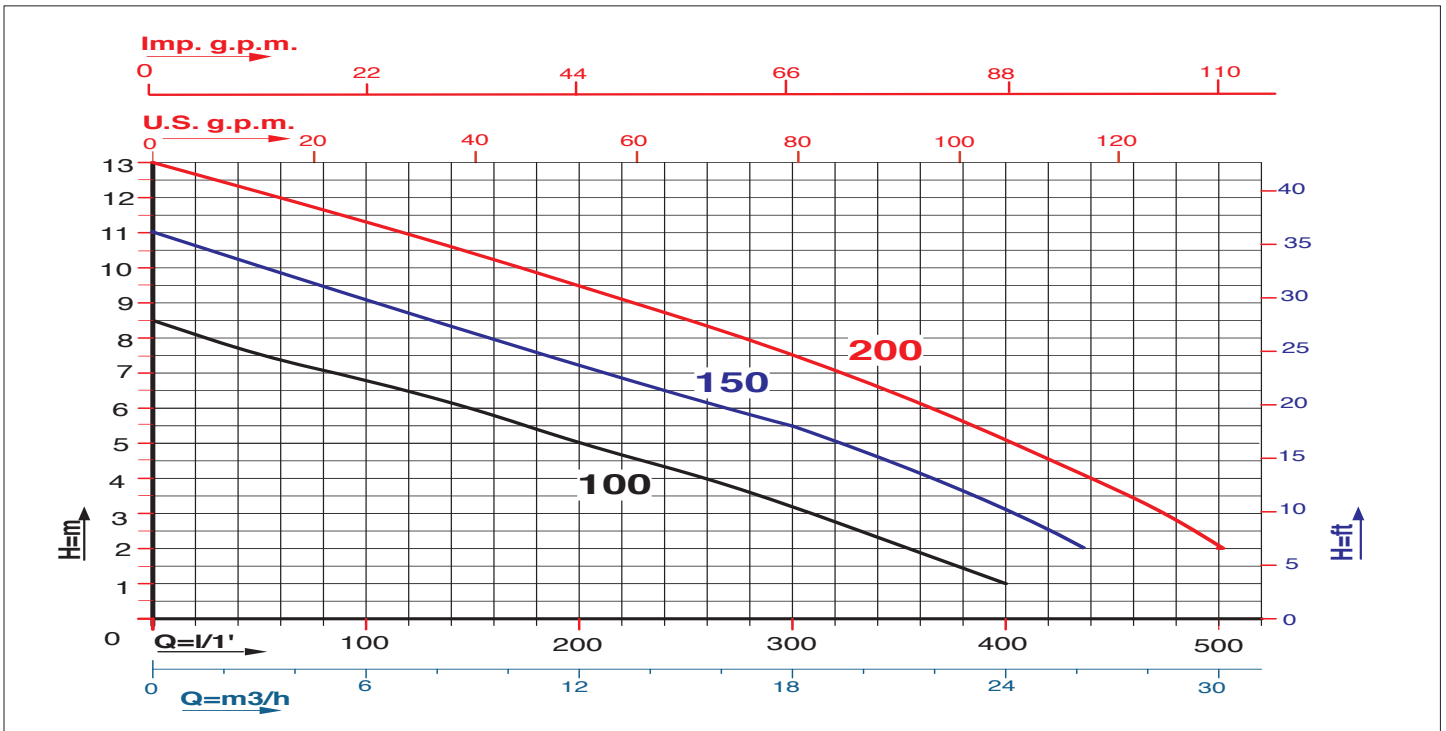
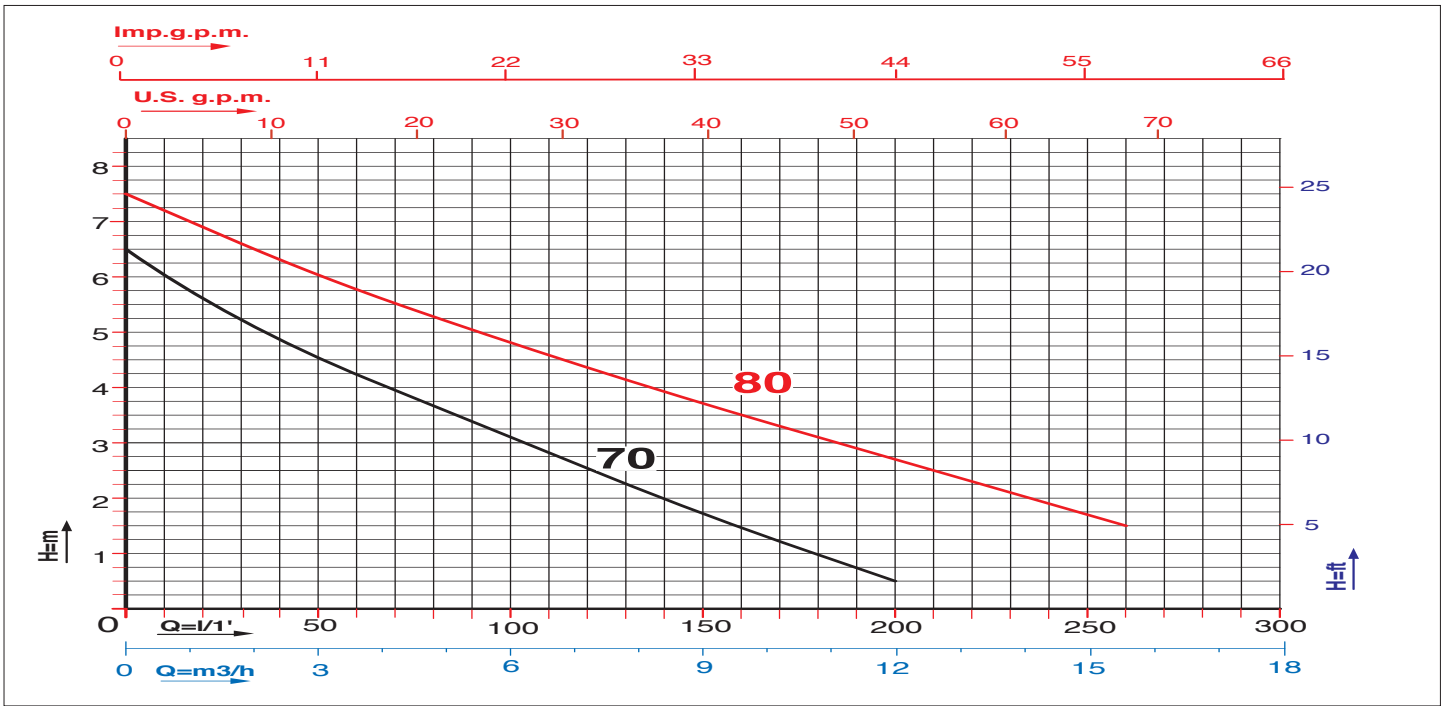
**DESIGN ENGINEERING**

- DUAL CHAMBER ELECTRIC PUMP (MECHANICAL SEAL, MOTOR).
  - OIL BATH MOTOR (BIODEGRADABLE AND DIELECTRIC) FOR COOLING AND BEARING LUBRICATION.
  - SEALING RING - ENGINE FACE.
  - OIL BATH MECHANICAL SEALS.
  - PERMISSIBLE DRAUGHT OF WATER: 5 m.
  - IP 68 PROTECTION CLASS.
  - CLASS "F" INSULATION.
  - MAX. PUMPED LIQUID TEMPERATURE:  
25°C with PARTIALLY submerged pump.  
35°C with TOTALLY submerged pump.
  - BY PASS SECTION: 30 mm - TIGER 70.  
35 mm - TIGER 80.  
50 mm - TIGER 100 - 150 - 200.
  - VERSIONS: Single Phase: 220-230V/50Hz or 220-230V/60 Hz with built in thermal protection and permanent capacitor.  
Three Phases : 220-277V/50 Hz or 380-480V/50Hz and 220-277V/60Hz or 380-480V/60Hz with overload protection care of the User.
  - AUTOMATIC SINGLE PHASE VERSIONS WITH FLOATER OR MANUAL SINGLE PHASE VERSION WITHOUT FLOATER.
  - STANDARD CABLE FEATURES:  
Single Phase: 10 metres H07RN-F for the standard version (automatic-manual).  
5 metres H07RN-F only for the automatic version. (excluded TIGER 150).  
5 metres H05VV-F only for TIGER 70.  
Three Phases: 10 metres H07RN-F.
- CUSTOMISED VOLTAGE AND FREQUENCY RATING AVAILABLE ON DEMAND.

**TABELLA MATERIALI / MATERIALS TABLE:**

Pos.	Componente / Component	Materiale / Materials
A	Carcassa esterna / External housing	ACCIAIO INOX AISI 304-DIN 1.4301 STAINLESS STEEL
B	Girante / Impeller	
C	Albero (lato pompa) Shaft (pump side)	TIGER 70 ACCIAIO INOX AISI 416-DIN 1.4005 / STAINLESS STEEL
		TIGER 80-100-150 ACCIAIO INOX AISI 316-DIN 1.4401 / STAINLESS STEEL
D	Tenuta meccanica Mechanical seal	Lato pompa / Pump face GRAFITE-CERAMICA GRAPHITE-CERAMIC
		Lato motore / Motor face ANELLO DI TENUTA NBR NBR SEAL RING
E	O-ring	NBR
G	Porta motore / Motor holder	ACCIAIO INOX AISI 304-DIN 1.4301 STAINLESS STEEL
I	Coperchio / Cover	
N	Base d'appoggio / Base holder	
P	Corpo pompa / Pump body	GHISA (G20) / CAST IRON





Caratteristiche di funzionamento a 2800 rpm 50Hz e 3450 rpm 60Hz - Performances at 2800 rpm 50 Hz and 3450 rpm 60 Hz  
 Le prestazioni valgono per liquidi con densità  $\rho = 1,0 \text{ kg/dm}^3$  ed una viscosità  $\nu = 1 \text{ mm}^2/\text{s}$  / The performance data holds true for liquids with a  $\rho = 1,0 \text{ kg/dm}^3$  density and a  $\nu = 1 \text{ mm}^2/\text{s}$  viscosity.

MODELLO MODEL	VOLTAGGIO VOLTAGE	DATI ELETTRICI / ELECTRICAL DATA						DATI IDRAULICI / HYDRAULIC DATA																			
		P1 max	P2 nom.		I max	Condensatore Capacitor		m³/h		H (m)																	
50 Hz		kW	kW	HP	Ampere	µF	VC	0	3	6	9	12	15,6	18	24	27	30	0	50	100	150	200	260	300	400	450	500
TIGER 70 M	1 x 220-230V	0,9	0,5	0,7	4,0	14,5	450	6,5	4,5	3,1	1,7	0,5	---	---	---	---	---	6,5	4,5	3,1	1,7	0,5	---	---	---	---	---
TIGER 80 M	1 x 220-230V	1,1	0,6	0,8	5,0	16,0	450	7,5	6,0	4,8	3,7	2,7	1,5	---	---	---	---	7,5	6,0	4,8	3,7	2,7	1,5	---	---	---	---
TIGER 80 T	3 x 380-440V	0,9	0,6	0,8	2,0	---	---	7,5	6,0	4,8	3,7	2,7	1,5	---	---	---	---	7,5	6,0	4,8	3,7	2,7	1,5	---	---	---	---
TIGER 100 M	1 x 220-230V	1,5	0,75	1,0	6,5	20,0	450	8,5	7,5	6,8	6,0	5,0	4,0	3,2	1,0	---	---	8,5	7,5	6,8	6,0	5,0	4,0	3,2	1,0	---	---
TIGER 100 T	3 x 380-440V	1,3	0,75	1,0	2,4	---	---	8,5	7,5	6,8	6,0	5,0	4,0	3,2	1,0	---	---	8,5	7,5	6,8	6,0	5,0	4,0	3,2	1,0	---	---
TIGER 150 M	1 x 220-230V	2,2	1,1	1,5	10,4	30,0	450	11,0	9,8	9,0	8,0	7,3	6,2	5,6	3,2	1,8	---	11,0	9,8	9,0	8,0	7,3	6,2	5,6	3,2	1,8	---
TIGER 150 T	3 x 380-440V	1,7	1,1	1,5	3,0	---	---	11,0	9,8	9,0	8,0	7,3	6,2	5,6	3,2	1,8	---	11,0	9,8	9,0	8,0	7,3	6,2	5,6	3,2	1,8	---
TIGER 200 M	1 x 220-230V	2,4	1,5	2,0	11,5	30,0	450	13,0	12,2	11,2	10,4	9,5	8,3	7,5	5,2	3,0	2,0	13,0	12,2	11,2	10,4	9,5	8,3	7,5	5,2	3,0	2,0
TIGER 200 T	3 x 380-440V	2,2	1,5	2,0	3,6	---	---	13,0	12,2	11,2	10,4	9,5	8,3	7,5	5,2	3,0	2,0	13,0	12,2	11,2	10,4	9,5	8,3	7,5	5,2	3,0	2,0

PREVALENZA TOTALE in METRI COLONNA ACQUA / TOTAL PUMP HEAD AND WATER COLUMN HEIGHT IN m.

**CARATTERISTICHE DI COSTRUZIONE**

- ELETTOPOMPA A DOPPIA CAMERA (MOTORE, TENUTA MECCANICA).
  - MOTORE A BAGNO D'OLIO (BIODEGRADABILE E DIELETTRICO) PER RAFFREDDAMENTO E LUBRIFICAZIONE CUSCINETTI.
  - ANELLO DI TENUTA LATO MOTORE.
  - TENUTA MECCANICA A BAGNO D'OLIO.
  - IMMERSIONE MASSIMA: mt. 5.
  - GRADO DI PROTEZIONE IP 68 .
  - CLASSE DI ISOLAMENTO: F.
  - TEMPERATURA MAX. LIQUIDO POMPATO:  
25°C con pompa PARZIALMENTE immersa.  
35°C con pompa TOTALMENTE immersa.
  - PASSAGGIO LIBERO: 50 mm - TIGER BC 100 - 150 - 200.
  - VERSIONI: Monofase: 220-277V/50Hz e 220-277V/60 Hz con protettore termico incorporato e condensatore permanentemente inserito.  
Trifase: 220-277V/50Hz o 380-480V/50Hz e 220-277V/60Hz o 380-480V/60Hz con protezione da sovraccarico a cura dell'utente.
  - VERSIONI MONOFASI AUTOMATICHE CON GALLEGGIANTE O MANUALI SENZA GALLEGGIANTE.
  - CAVO STANDARD:  
Monofase: 10 metri H07RN-F per versione normale (aut.-man.).  
Trifase: 10 metri H07RN-F.
- SPECIALI VOLTAGGI E FREQUENZE A RICHIESTA.

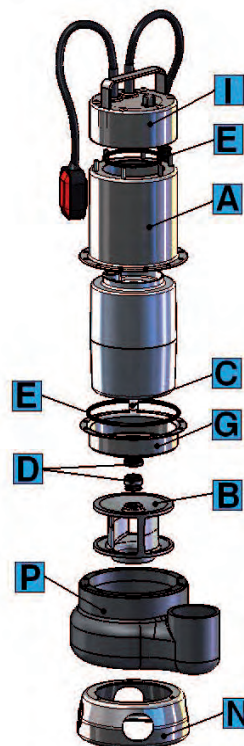
**DESIGN ENGINEERING**

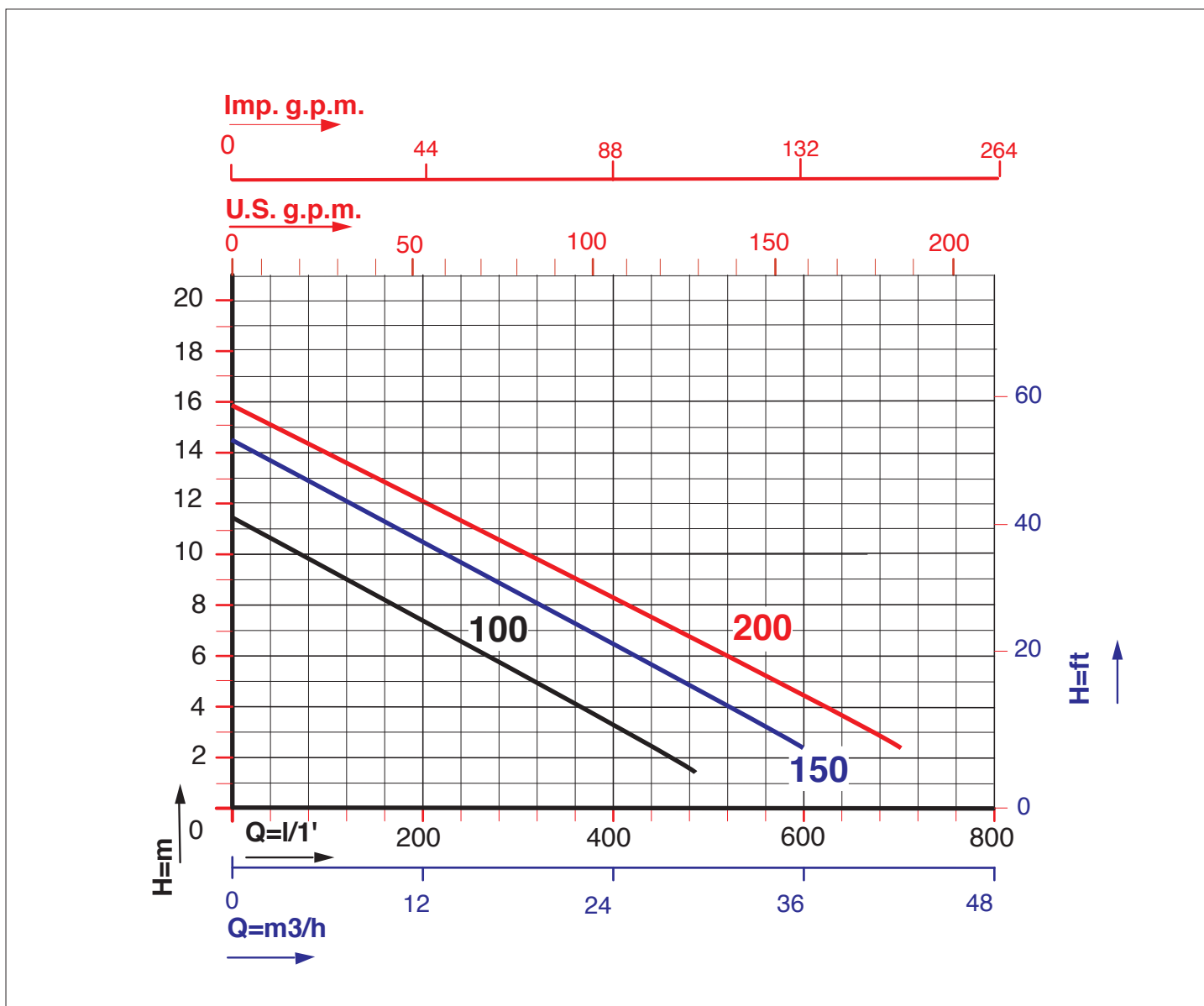
- DUAL CHAMBER ELECTRIC PUMP (mechanical seal, motor).
  - OIL BATH MOTOR (BIODEGRADABLE AND DIELECTRIC) FOR COOLING AND BEARING LUBRICATION.
  - SEALING RING - ENGINE FACE.
  - OIL BATH MECHANICAL SEALS.
  - PERMISSIBLE DRAUGHT OF WATER: 5 m.
  - IP 68 PROTECTION CLASS.
  - CLASS "F" INSULATION.
  - MAX. PUMPED LIQUID TEMPERATURE:  
25°C with PARTIALLY submerged pump.  
35°C with TOTALLY submerged pump.
  - BY PASS SECTION: 50 mm - TIGER BC 100 - 150 - 200.
  - VERSIONS: Single Phase: 220-277V/50 Hz or 220-277V/60 Hz with built in thermal protection and permanent capacitor.  
Three Phases : 220-277V/50 Hz or 380-480V/50Hz and 220-277V/60Hz or 380-480V/60Hz with overload protection care of the User.
  - AUTOMATIC SINGLE PHASE VERSIONS WITH FLOATER OR MANUAL SINGLE PHASE VERSION WITHOUT FLOATER.
  - STANDARD CABLE FEATURES:  
Single Phase: 10 metres H07RN-F for the standard version (automatic-manual).  
Three Phase: 10 metres H07RN-F.
- CUSTOMISED VOLTAGE AND FREQUENCY RATING AVAILABLE ON DEMAND.

**TABELLA MATERIALI / MATERIALS TABLE:**

Pos.	Componente / Component	Materiale / Materials	
A	Carcassa esterna / External housing	ACCIAIO INOX AISI 304 DIN 1.4301 STAINLESS STEEL	
B	Girante / Impeller	GHISA (G20) CAST IRON	
C	Albero (lato pompa) / Shaft (pump side)	ACCIAIO INOX AISI 316 DIN 1.4401 STAINLESS STEEL	
D	Tenuta meccanica Mechanical seal	Lato pompa / Pump face	GRAFITE-CERAMICA GRAPHITE-CERAMIC
		Lato motore / Motor face	ANELLO DI TENUTA NBR NBR SEAL RING
E	O-ring	NBR	
G	Porta motore / Motor holder	ACCIAIO INOX AISI 304 DIN 1.4301 STAINLESS STEEL	
I	Coperchio / Cover		
N	Base d'appoggio / Base holder	ACCIAIO INOX AISI 304 DIN 1.4301 STAINLESS STEEL	
P	Corpo pompa / Pump body	GHISA (G20) CAST IRON	

**TIGER - BC 100 - 150 - 200**



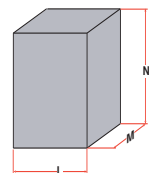
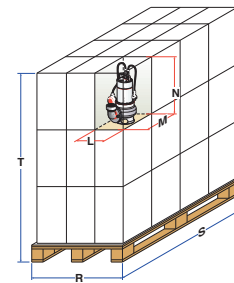
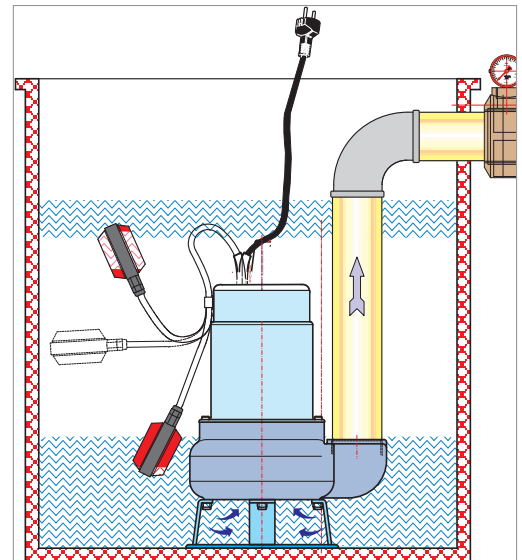
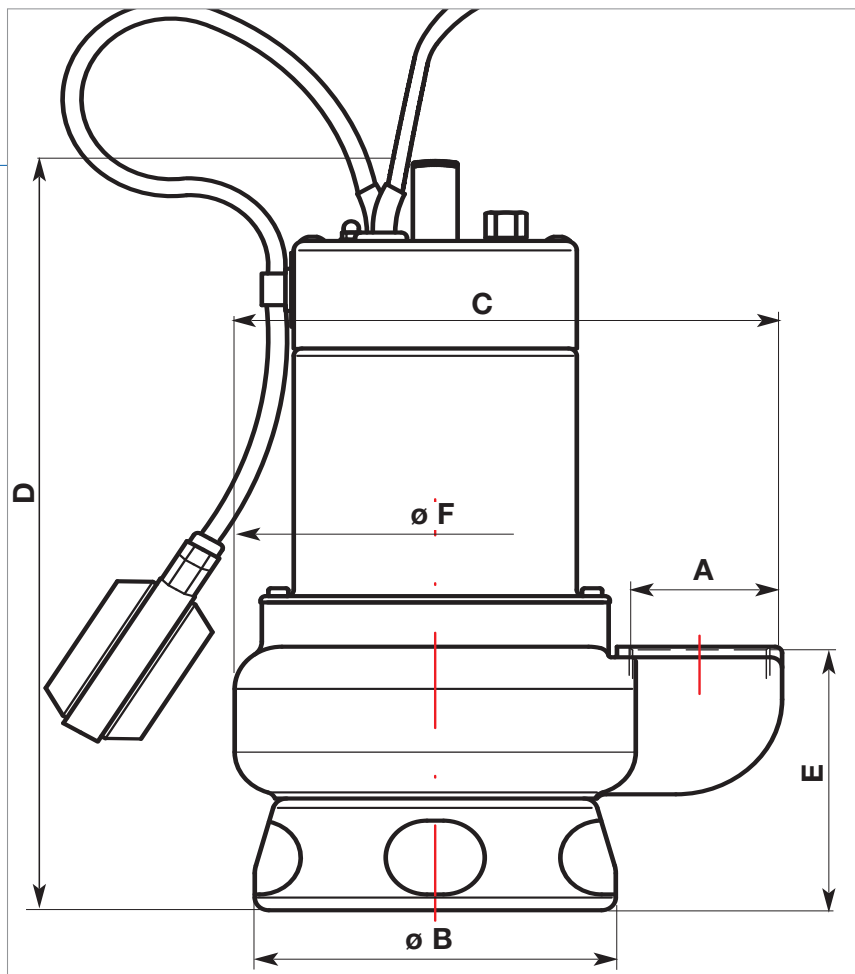


Caratteristiche di funzionamento a 2800 rpm 50Hz e 3450 rpm 60Hz - Performances at 2800 rpm 50 Hz and 3450 rpm 60 Hz  
 Le prestazioni valgono per liquidi con densità  $\rho = 1,0 \text{ kg/dm}^3$  ed una viscosità  $\nu = 1 \text{ mm}^2/\text{s}$  / The performance data holds true for liquids with a  $\rho = 1,0 \text{ kg/dm}^3$  density and a  $\nu = 1 \text{ mm}^2/\text{s}$  viscosity.

MODELLO MODEL	VOLTAGGIO VOLTAGE 50 Hz	DATI ELETTRICI / ELECTRICAL DATA						DATI IDRAULICI / HYDRAULIC DATA									
		P1max		P2 nom.		I max	Condensatore Capacitor		m³/h								
		kW	kW	HP	Ampere		µF	VC	0	3	6	12	18	24	30	36	42
TIGER - BC 100 M	1 x 220-230V	1,5	0,75	1,0	7,0	20,0	450	H (m)	0	50	100	200	300	400	500	600	700
TIGER - BC 100 T	3 x 380-440V	1,3	0,75	1,0	3,2	---	---		11,5	10,5	9,5	7,5	5,5	3,3	1,5	---	---
TIGER - BC 150 M	1 x 220-230V	2,2	1,1	1,5	11,5	30,0	450		14,5	13,5	12,5	10,5	8,5	6,5	4,5	2,5	---
TIGER - BC 150 T	3 x 380-440V	1,7	1,1	1,5	4,5	---	---		14,5	13,5	12,5	10,5	8,5	6,5	4,5	2,5	---
TIGER - BC 200 T	3 x 380-440V	2,2	1,5	2,0	4,8	---	---		16,0	14,8	14,0	12,0	10,5	8,2	6,5	4,3	2,5

PREVALENZA TOTALE in METRI COLONNA ACQUA / TOTAL PUMP HEAD AND WATER COLUMN HEIGHT IN m.

**DIMENSIONI E PESI / SIZE AND WEIGHT DATA:**



MODELLO / MODEL	DIMENSIONI POMPA in mm. / PUMP DIMENSIONS in mm.					
	A	B	C	D	E	F
TIGER 70	1" 1/2	150	232	360,5	125	170
TIGER 80	1" 1/2	150	232	372,5	125	170
TIGER 100	2"	150	232	385,5	125	170
TIGER 150	2"	150	232	395,5	125	170
TIGER 200	2"	150	232	395,5	125	170
TIGER - BC 100	2"	150	232	367	125	170
TIGER - BC 150	2"	150	232	407	125	170
TIGER - BC 200	2"	150	232	407	125	170

MODELLO / MODEL	DIMENSIONI SCATOLA / PACKING DIMENSIONS				DIMENSIONI PALLET / PALLET DIMENSIONS				
	L mm.	M mm.	N mm.	Peso / Weight Kg.	R mm.	S mm.	T mm.	nr. scatole/cartons	Peso / Weight Kg.
TIGER 70	190	230	410	11,0	800	1200	1360	60	685
TIGER 80	190	230	410	12,0	800	1200	1360	60	745
TIGER 100	190	230	410	13,0	800	1200	1360	60	805
TIGER 150	190	230	480	15,0	800	1200	1570	60	925
TIGER 200	190	230	480	15,0	800	1200	1570	60	925
TIGER BC 100	190	230	480	14,0	800	1200	1570	60	865
TIGER BC 150	190	230	480	16,0	800	1200	1570	60	985
TIGER BC 200	190	230	480	16,0	800	1200	1570	60	985

# TIGER F



**ELETTROPOMPE SOMMERGIBILI VORTEX PER ACQUE CARICHE, DOTATE DI CONTROFLANGIA**  
**SUBMERSIBLE VORTEX ELECTRIC PUMPS FOR WASTE WATER, FEATURING A COUNTER FLANGE**

**PREVALENZA** ..... : 7,0 mt. ÷ 15,5 mt.  
**PORTATA** ..... : 15,6 m<sup>3</sup>/h ÷ 75,0 m<sup>3</sup>/h  
**POTENZA NOMINALE** : 0,6 kW (0,8HP) ÷ 3,0 kW (4,0HP)  
**PASSAGGIO SOLIDI FINO A 80 mm.**




## **APPLICAZIONI**

- SVUOTAMENTO DI FOSSE DI DECANTAZIONE, POZZI DI RACCOLTA LIQUAMI
- POMPAGGIO DI ACQUE LURIDE ANCHE CON CORPI SOLIDI IN SOSPENSIONE
- MOVIMENTAZIONE DI ACQUE LURIDE AD USO DOMESTICO ED INDUSTRIALE

**PUMP HEAD** ..... : 7,0 mt ÷ 15,5 mt  
**DELIVERY** ..... : 15,6 m<sup>3</sup>/h ÷ 75,0 m<sup>3</sup>/h  
**RATED HORSEPOWER** : 0,6 kW (0,8HP) ÷ 3,0 kW (4,0HP)  
**SOLID MATTER BYPASS up to 80 mm**

## **APPLICATIONS**

- DECANTATION PIT, SEWAGE PIT AND SLURRY COLLECTION PIT PUMP OUT.
- PUMP OUT OF LAVATORY/FOUL WATER WITH POSSIBLE FLOATING SOLIDS CONTENTS.
- DOMESTIC AND INDUSTRIAL LAVATORY/BLACK WATER HANDLING SYSTEMS.



**CARATTERISTICHE DI COSTRUZIONE**

- ELETTOPOMPA A DOPPIA CAMERA (MOTORE, TENUTA MECCANICA).
- ELETTOPOMPA A UNICA CAMERA (SOLO PER TIGER 400F ).
- MOTORE A BAGNO D'OLIO (BIODEGRADABILE E DIELETTRICO) PER RAFFREDDAMENTO E LUBRIFICAZIONE CUSCINETTI.
- ANELLO DI TENUTA LATO MOTORE.
- TENUTA MECCANICA A BAGNO D'OLIO.
- DOPPIA TENUTA MECCANICA: LATO MOTORE A BAGNO D'OLIO (SOLO PER TIGER 400F) LATO POMPA A BAGNO D'ACQUA
- IMMERSIONE MASSIMA: mt. 5 .
- GRADO DI PROTEZIONE IP 68 .
- CLASSE DI ISOLAMENTO: F
- TEMPERATURA MAX. LIQUIDO POMPATO:  
25°C con pompa PARZIALMENTE immersa.  
35°C con pompa TOTALMENTE immersa
- PASSAGGIO LIBERO: 35 mm - TIGER 80F  
50 mm - TIGER 100F - 140F - 190F  
60 mm - TIGER 150F - 200F  
80 mm - TIGER 300F - 400F
- VERSIONI: Monofase: 220-277V/50Hz o 220-277V/60Hz con protettore termico incorporato e condensatore permanentemente inserito.  
Trifase: 220-277V/50Hz o 380-480V/50Hz e 220-277V/60Hz o 380-480V/60Hz con protezione da sovraccarico a cura dell'utente.
- POTENZA MOTORE: da 0,6 kW (0,8 HP) a 1,5 kW (2 HP) versione mono fase e trifase.  
da 2,2 kW (3 HP) a 3 kW (4 HP) solo versione trifase
- VERSIONI MONOFASI AUTOMATICHE fino a 1,1 kW (1,5 HP).
- VERSIONI MONOFASI da 1,5 kW (2 HP) solo manuali senza galleggiante.
- CAVO STANDARD:  
Monofase: 10 metri H07RN-F per versione normale (aut.-man.)  
5 metri H07RN-F solo per versione automatica  
Trifase: 10 metri H07RN-F
- SPECIALI VOLTAGGI E FREQUENZE A RICHIESTA.

**OPTIONAL:**

- SISTEMI DI DISCESA DN50-DN80 PER IMPIANTI FISSI (VEDERE PAGINA 100-101)

**DESIGN ENGINEERING**

- DOUBLE CHAMBER ELECTRIC PUMP (MOTOR, MECHANICAL SEAL).
- SINGLE CHAMBER ELECTRIC PUMP (ONLY FOR TIGER 400F ).
- OIL BATH MOTOR (BIODEGRADABLE AND DIELECTRIC) FOR COOLING AND BEARING LUBRICATION.
- SEALING RING - ENGINE FACE
- OIL BATH MECHANICAL SEALS.
- DOUBLE MECHANICAL SEALS: ENGINE FACE: OIL BATH (ONLY TIGER 400F) PUMP FACE: WATER BATH
- PERMISSIBLE DRAUGHT OF WATER: 5 m
- IP 68 PROTECTION CLASS.
- CLASS "F" INSULATION.
- MAX. PUMPED LIQUID TEMPERATURE:  
25°C with PARTIALLY submerged pump.  
35°C with TOTALLY submerged pump.
- BY PASS SECTION: 35 mm. - TIGER 80F  
50 mm - TIGER 100F - 140F - 190F  
60 mm - TIGER 150F - 200F  
80 mm - TIGER 300F - 400F
- VERSIONS: Single Phase: 220-277V/50Hz or 220-277V/60 Hz with built in thermal protection and permanent capacitor.  
Three Phase : 220-277V/50 Hz or 380-480V/50Hz and 220-277V/60Hz or 380-480V/60Hz with overload protection care of the User.
- MOTOR POWER:  
From 0,6 kW (0,8 HP) to 1,5 kW (2,0 HP) single phase and three phase versions.  
From 2,2 kW (3,0 HP) to 3,0 kW (4,0 HP) only three phase versions
- AUTOMATIC SINGLE PHASE VERSIONS up to 1,1 kW (1,5 HP).
- SINGLE PHASE VERSIONS from 1,5 kW (2 HP) only manual, without floater.
- STANDARD CABLE FEATURES:  
Single Phase: 10 metres H07RN-F for the standard version (automatic-manual)  
5 metres H07RN-F only for the automatic version.  
Three Phase: 10 metres H07RN-F

CUSTOMISED VOLTAGE AND FREQUENCY RATING AVAILABLE ON DEMAND.

**OPTIONAL:**

- DOWN STROKE GUIDE RAIL SYSTEMS DN50-DN80 (SEE PAGE 100-101)

**TABELLA MATERIALI / MATERIALS TABLE:**

Pos.	Componente / Component		Materiale / Materials	
A	Carcassa esterna / External housing		ACCIAIO INOX AISI 304 - DIN 1.4301 STAINLESS STEEL	
B	Girante / Impeller			
C	Albero (lato pompa) / Shaft (pump side)		ACCIAIO INOX AISI 316 DIN 1.4401 STAINLESS STEEL	
D	Tenuta meccanica Mechanical Seal	Lato motore Motor face	TIGER 80F-100F-140F 150F-190F-200F-300F	ANELLO DI TENUTA NBR / NBR SEAL RING
			TIGER 400F	GRAFITE - CERAMICA / GRAPHITE - CERAMIC
		Lato pompa Pump face	TIGER 80F-100F-140F-190F	GRAFITE - CERAMICA / GRAPHITE - CERAMIC
			TIGER 150F-200F-300F-400F	CARBURO DI SILICIO - CERAMICA SILICON CARBIDE - CERAMIC
E	Oring		NBR	
H	Carcassa motore / Motor housing		ACCIAIO INOX AISI 304 - DIN 1.4301 STAINLESS STEEL	
I	Coperchio + maniglia / Cover + handle			
R	Flangia inferiore / Lower flange		GHISA (G.20) CAST IRON	
S	Flangia superiore / Upper flange			
P	Corpo pompa / Pump body			
N	Base d'appoggio / Base holder		ACCIAIO INOX AISI 304 - DIN 1.4301 STAINLESS STEEL	
T	Controflangia d'aspirazione / Suction counter-flange			

**TIGER 80F-100F-140F  
190F-150F-200F-300F**

**TIGER 400F**

