

DUMPER

70 - 80 - 100 - 140



Jansen



POMPEN - & WATERTECHNIEK

Hoogeindsestraat 5
NL - 5447 PD Rijkevoort
Nederland
T : +31 (0) 485 - 371318
F : +31 (0) 485 - 371918
info@pompechniek.nl
www.pompechniek.nl

ELETTROPOMPE SOMMERGIBILI DRENAGGIO PER ACQUE SPORCHE SUBMERSIBLE ELECTRIC PUMPS FOR FOUL WASTEWATER DRAINAGE

PREVALENZA : 10,5 mt. ÷ 19,5 mt.
PORTATA : 12,0 m³/h ÷ 24,0 m³/h
POTENZA NOMINALE : 0,5 kW (0,7HP) ÷ 1,1 kW (1,5HP)


PUMP HEAD : 10,5 mt ÷ 19,5 mt
DELIVERY : 12,0 m³/h ÷ 24,0 m³/h
RATED HORSEPOWER : 0,5 kW (0,7HP) ÷ 1,1 kW (1,5 HP)

APPLICAZIONI

- SVUOTAMENTO DI CANTINE, AUTORIMESSE, SCANTINATI.
- SVUOTAMENTO DI PISCINE VASCHE IN GENERE E SERBATOI.
- SVUOTAMENTO DA ACQUE PIOVANE, D'INFILTRAZIONE, DI SCARICO DI POZZETTI O VASCHE DI RACCOLTA.
- IRRIGAZIONE ORTI E GIARDINI

APPLICATIONS

- CELLAR, GARAGE AND BASEMENT PUMP OUT.
- SWIMMING POOLS, ALL SORTS OF VATS, TANKS AND RESERVOIR PUMP OUT.
- RAIN, SEEPAGE, SUMP PIT AND CATCH TANK WATER PUMP OUT.
- GARDEN AND VEGETABLE-GARDEN IRRIGATION.



AV ARVEN®

CARATTERISTICHE DI COSTRUZIONE

- ELETTOPOMPA A DOPPIA CAMERA (MOTORE, TENUTA MECCANICA).
- MOTORE A BAGNO D'OLIO (BIODEGRADABILE E DIELETTRICO) PER RAFFREDDAMENTO E LUBRIFICAZIONE CUSCINETTI.
- ANELLO DI TENUTA LATO MOTORE.
- TENUTA MECCANICA A BAGNO D'OLIO.
- IMMERSIONE MASSIMA: mt. 5.
- GRADO DI PROTEZIONE IP 68.
- CLASSE DI ISOLAMENTO: F.
- TEMPERATURA MAX. LIQUIDO POMPATO:
25°C con pompa PARZIALMENTE immersa.
35°C con pompa TOTALMENTE immersa.
- PASSAGGIO LIBERO: 8 mm.
- VERSIONI: Monofase: 220-277V/50Hz o 220-277V/60Hz con protettore termico incorporato e condensatore permanentemente inserito.
Trifase: 220-277V/50Hz o 380-480V/50 Hz e 220-277V/60Hz o 380-480V/60Hz con protezione da sovraccarico a cura dell'utente.
- POTENZA MOTORE:
da 0,7 a 1,5 Hp versioni monofase e trifase.
- VERSIONI MONOFASI AUTOMATICHE SOLO FINO A 1,5HP
- CAVO STANDARD:
Monofase: 10 metri H07RN-F per versione normale (AUT.MAN.).
5 metri H07RN-F (solo DUMPER 70).
Trifase: 10 metri H07RN-F.

SPECIALI VOLTAGGI E FREQUENZE A RICHIESTA.

DESIGN ENGINEERING

- *DOUBLE CHAMBER ELECTRIC PUMP (MOTOR, MECHANICAL SEAL).*
- *OIL BATH MOTOR (BIODEGRADABLE AND DIELECTRIC) FOR COOLING AND BEARING LUBRICATION.*
- *SEALING RING - ENGINE FACE.*
- *Oil bath MECHANICAL SEALS.*
- *PERMISSIBLE DRAUGHT OF WATER: 5 m.*
- *IP 68 PROTECTION CLASS.*
- *CLASS "F" INSULATION.*
- *MAX. PUMPED LIQUID TEMPERATURE:*
25°C with PARTIALLY submerged pump.
35°C with TOTALLY submerged pump.
- *BY PASS SECTION: 8 mm.*
- *VERSIONS: Single Phase: 220-277V/50 Hz or 220-277V/60Hz with built in thermal protection and permanent capacitor.*
Three Phases: 220-277V/50Hz or 380-480V/50Hz and 220-277V/60Hz or 380-480V/60 Hz with overload protection care of the User.
- *MOTOR POWER:*
From 0,7 to 1,5HP single phase and three phase versions.
- *AUTOMATIC SINGLE PHASE VERSIONS up to only 1,5HP.*
- *STANDARD CABLE FEATURES:*
Single phase: 10 metres H07RN-F for the standard version (automatic-manual).
5 metres H07RN-F (only DUMPER 70).
Three phases: 10 metres H07RN-F.

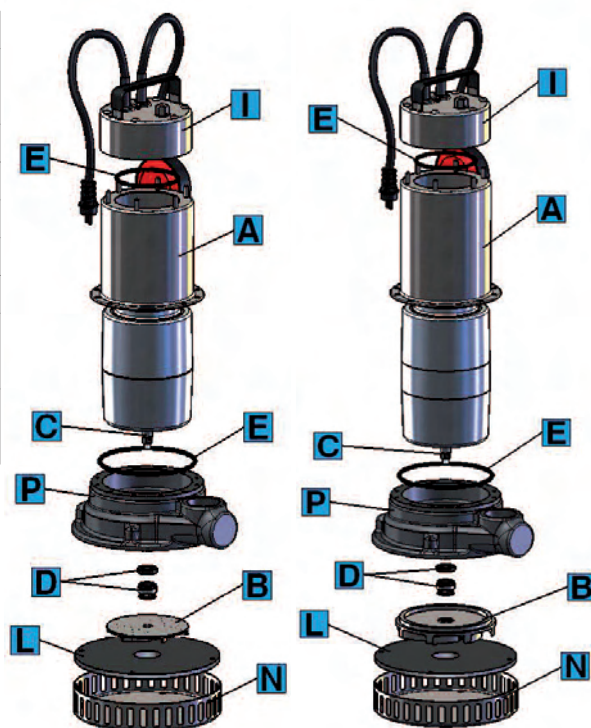
CUSTOMISED VOLTAGE AND FREQUENCY RATING AVAILABLE ON DEMAND.

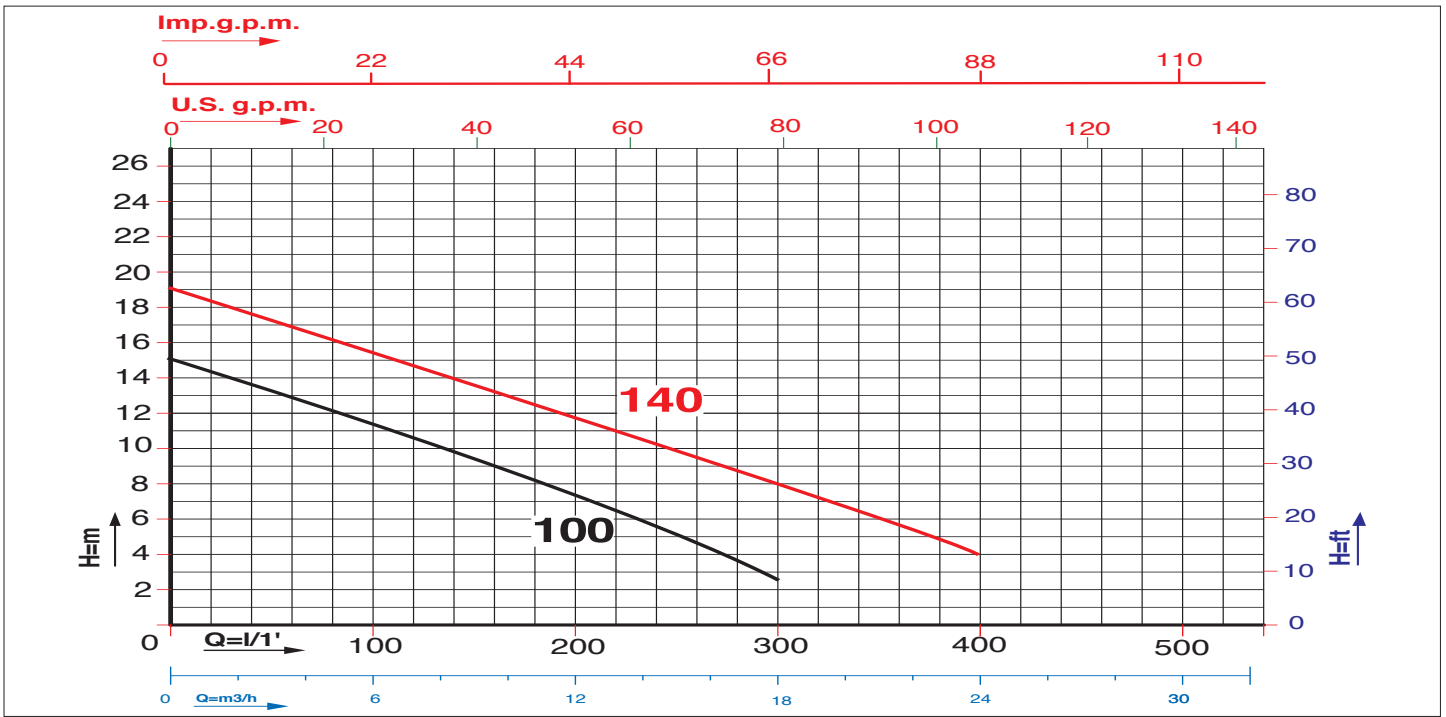
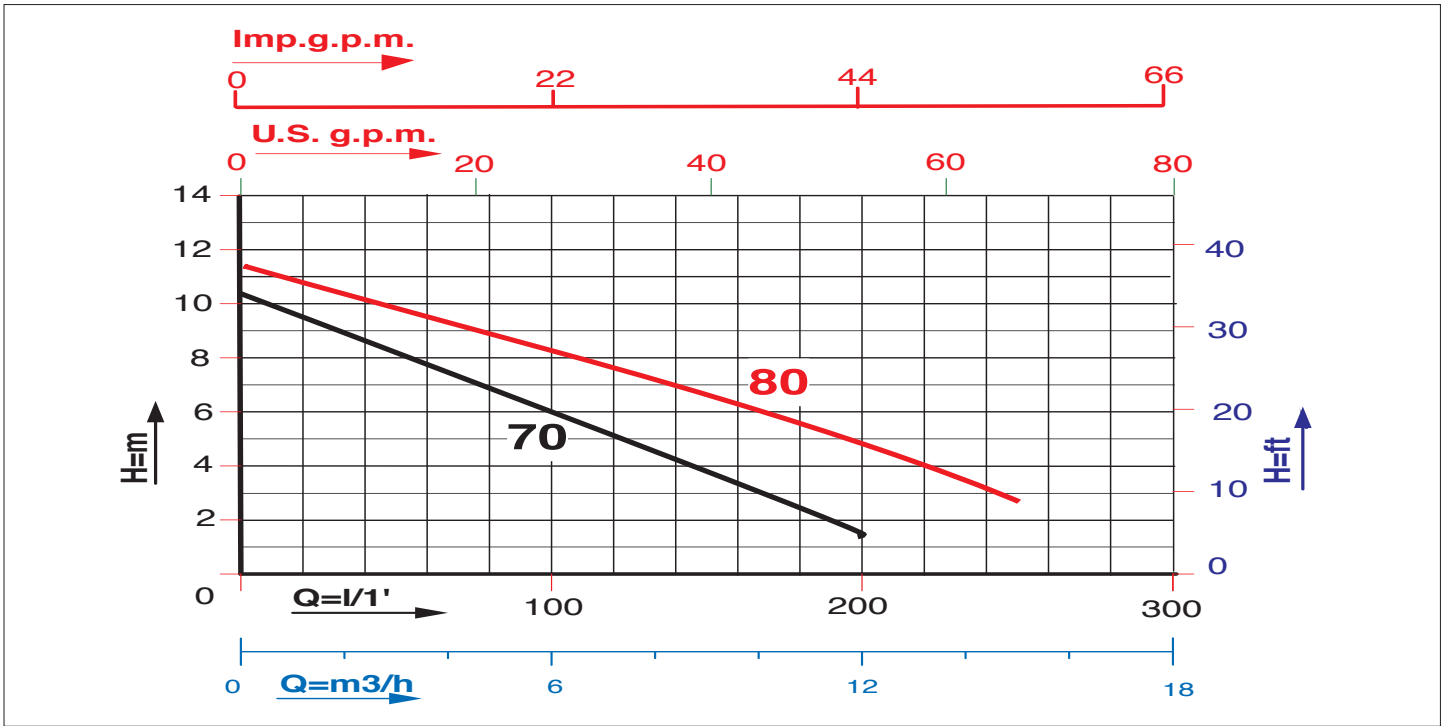
TABELLA MATERIALI / MATERIALS TABLE:

Pos.	Componente / Component	Materiale / Materials
A	Carcassa esterna / External housing	ACCIAIO INOX AISI 304 - DIN 1.4301 STAINLESS STEEL
B	Girante / Impeller	DUMPER 70-80-100
		DUMPER 140
C	Albero (lato pompa) / Shaft (pump side)	ACCIAIO INOX AISI 316 DIN 1.4401 STAINLESS STEEL
D	Tenuta meccanica Mechanical Seal	Lato motore / Motor face
		Lato pompa / Pump face
E	Oring	NBR
I	Coperchio / Cover	ACCIAIO INOX AISI 304 - DIN 1.4301 STAINLESS STEEL
N	Base d'aspirazione / Suction base	
L	Diffusore / Diffuser	GHISA (G.20) CAST IRON
P	Corpo pompa / Pump body	

DUMPER 70 - 80 - 100

DUMPER 140



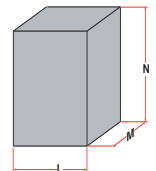
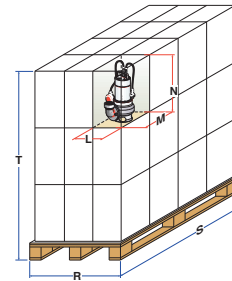
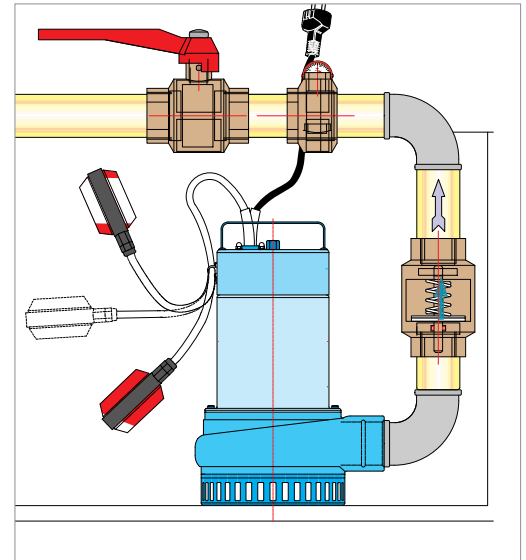
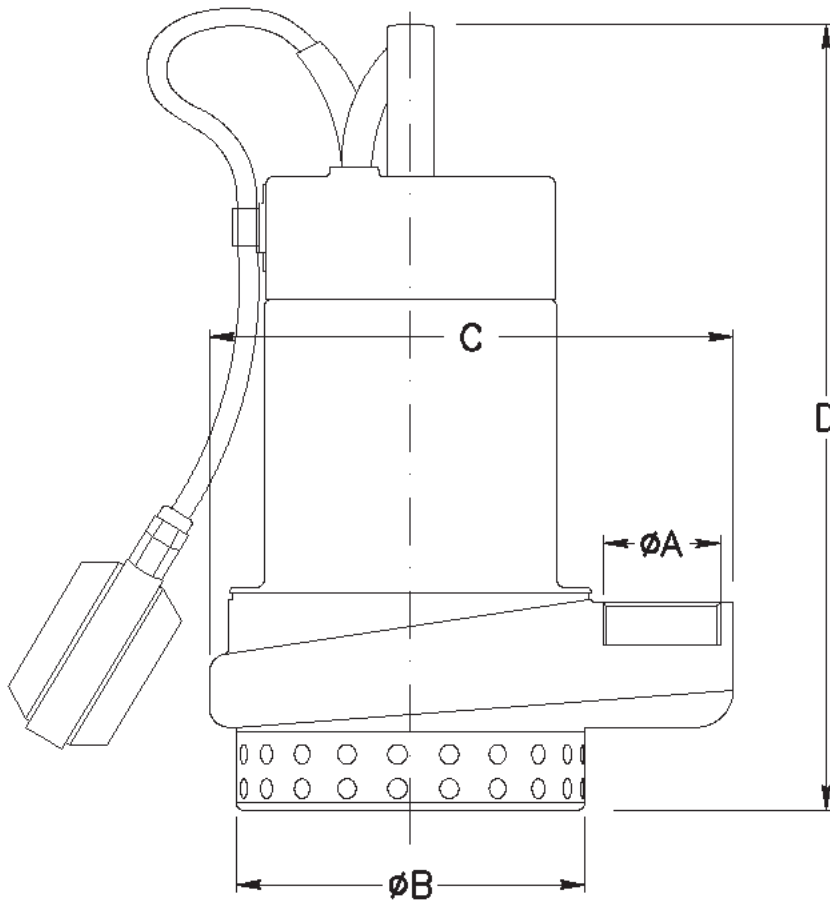


Caratteristiche di funzionamento a 2800 rpm 50Hz e 3450 rpm 60Hz - Performances at 2800 rpm 50 Hz and 3450 rpm 60 Hz
 Le prestazioni valgono per liquidi con densità $\rho = 1,0 \text{ kg/dm}^3$ ed una viscosità $\nu = 1 \text{ mm}^2/\text{s}$ / The performance data holds true for liquids with a $\rho = 1,0 \text{ kg/dm}^3$ density and a $\nu = 1 \text{ mm}^2/\text{s}$ viscosity.

MODELLO MODEL	VOLTAGGIO VOLTAGE 50 Hz	DATI ELETTRICI / ELECTRICAL DATA						DATI IDRAULICI / HYDRAULIC DATA																	
		P1max kW	P2 nom.		I max Ampere	Condensatore Capacitor μF	VC	m ³ /h	H (m)																
			kW	HP					0	1,5	3	6	9	12	15	18	24								
DUMPER 70 M	1 x 220-230V	0,9	0,5	0,7	4,5	14,5	450	0	25	50	100	150	200	250	300	400	10,5	9,0	7,8	6,0	3,4	1,6	---	---	---
DUMPER 80 M	1 x 220-230V	1,1	0,6	0,8	4,5	16,0	450	0	25	50	100	150	200	250	300	400	11,5	10,3	9,5	8,2	6,9	5,2	2,6	---	---
DUMPER 80 T	3 x 380-400V	1,0	0,6	0,8	2,1	---	---	0	25	50	100	150	200	250	300	400	11,5	10,3	9,5	8,2	6,9	5,2	2,6	---	---
DUMPER 100 M	1 x 220-230V	1,3	0,75	1,0	6,5	20,0	450	0	25	50	100	150	200	250	300	400	15,0	14,0	12,8	11,2	9,2	7,4	5,2	2,6	---
DUMPER 100 T	3 x 380-400V	1,1	0,75	1,0	2,6	---	---	0	25	50	100	150	200	250	300	400	15,0	14,0	12,8	11,2	9,2	7,4	5,2	2,6	---
DUMPER 140 M	1 x 220-230V	2,0	1,1	1,5	9,0	30,0	450	0	25	50	100	150	200	250	300	400	19,5	19,0	18,5	17,5	16,0	14,0	11,8	9,2	4,0
DUMPER 140 T	3 x 380-400V	1,7	1,1	1,5	3,0	---	---	0	25	50	100	150	200	250	300	400	19,5	19,0	18,5	17,5	16,0	14,0	11,8	9,2	4,0

PREVALENZA TOTALE IN METRI COLONNA ACQUA / TOTAL PUMP HEAD AND WATER COLUMN HEIGHT IN M.

DIMENSIONI E PESI / SIZE AND WEIGHT DATA:



POMPE SOMMERGIBILI INOX
SUBMERSIBLE INOX PUMPS

MODELLO / MODEL	DIMENSIONI POMPA in mm / PUMP DIMENSIONS in mm.			
	A	B	C	D
DUMPER 70 M	1" 1/2	190	213,5	300
DUMPER 80 M	1" 1/2	190	213,5	300
DUMPER 80 T	1" 1/2	190	213,5	300
DUMPER 100 M	1" 1/2	190	213,5	300
DUMPER 100 T	1" 1/2	190	213,5	300
DUMPER 140 M	1" 1/2	190	213,5	344
DUMPER 140 T	1" 1/2	190	213,5	344



Hoogeindsestraat 5
NL - 5447 PD Rijkevoort
Nederland
T: +31 (0) 485 - 371318
F: +31 (0) 485 - 371918
info@pompentechniek.nl
www.pompentechniek.nl

MODELLO / MODEL	DIMENSIONI SCATOLA / PACKING DIMENSIONS				DIMENSIONI PALLET / PALLET DIMENSIONS				
	L mm.	M mm.	N mm.	Peso / Weight Kg.	R mm.	S mm.	T mm.	nr. scatole/cartons	Peso / Weight Kg.
DUMPER 70 M	190	220	320	13,0	800	1200	1130	60	745
DUMPER 80 M	190	220	320	13,0	800	1200	1130	60	805
DUMPER 80 T	190	220	320	13,0	800	1200	1130	60	805
DUMPER 100 M	190	220	320	13,5	800	1200	1130	60	835
DUMPER 100 T	190	220	320	13,5	800	1200	1130	60	835
DUMPER 140 M	260	320	340	18,2	800	1200	1400	36	670
DUMPER 140 T	260	320	340	18,2	800	1200	1400	36	670