



# BIG-FLO<sup>®</sup> 50 Hz

6" SUBMERSIBLES

### FEATURES

Smooth passageways provide low friction radial water flow.

Noryl® impeller-diffuser assemblies are encased in a corrosion resistant stainless steel shell.

Pump and motor assembly are corrosion resistant.

Efficient operation in either horizontal or vertical position.

Impeller-diffuser assemblies are mounted on a 16-spline steel shaft for positive drive.

A top bearing is provided in the cast-iron discharge head for better shaft alignment.

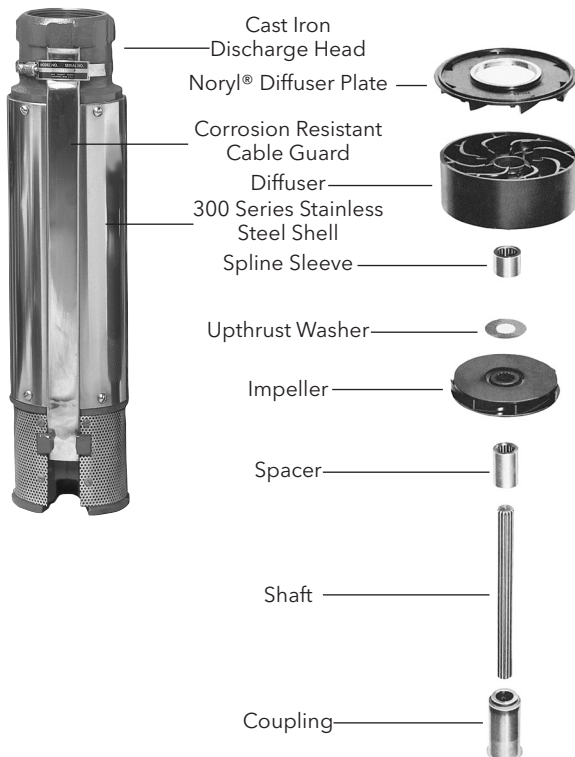
Replaceable journals protect shafts at bearings. Multi-stage construction permits modular or individual part replacements.

Noryl®-staged components (impellers/diffusers) are permanently bonded by a reliable, foolproof, ultrasonic welding technique.

Powered by CentriPro®. Motors are compatible with any competitive pump end of comparable horsepower.

Big-Flo submersible pump/motor units are designed for industrial and commercial 6 inch pumping applications. Capacities up to 1050 LPM. Six inch models available in horsepower from 2 HP to 30 HP.

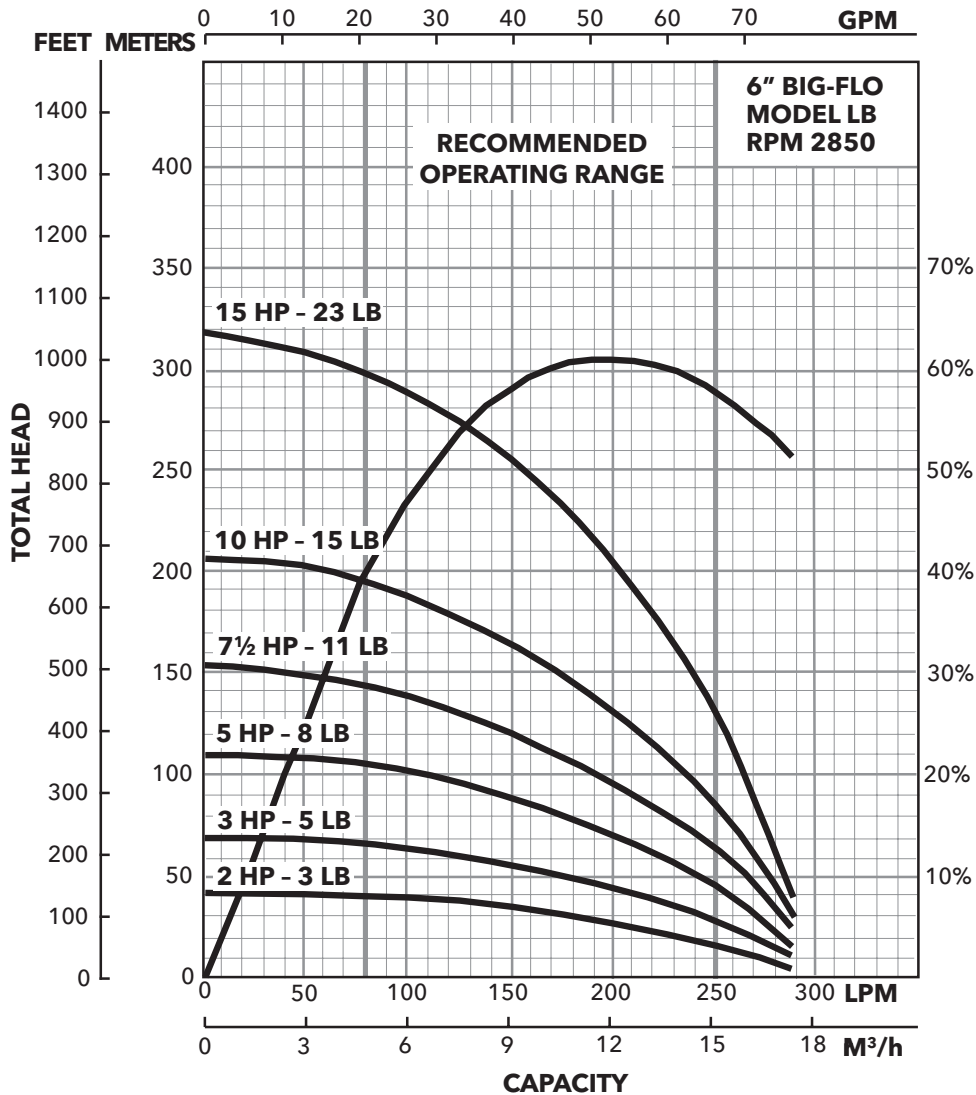
### LB/MB/HB/PB PUMPS - 170 THROUGH 700 LPM



### RATED CAPACITY

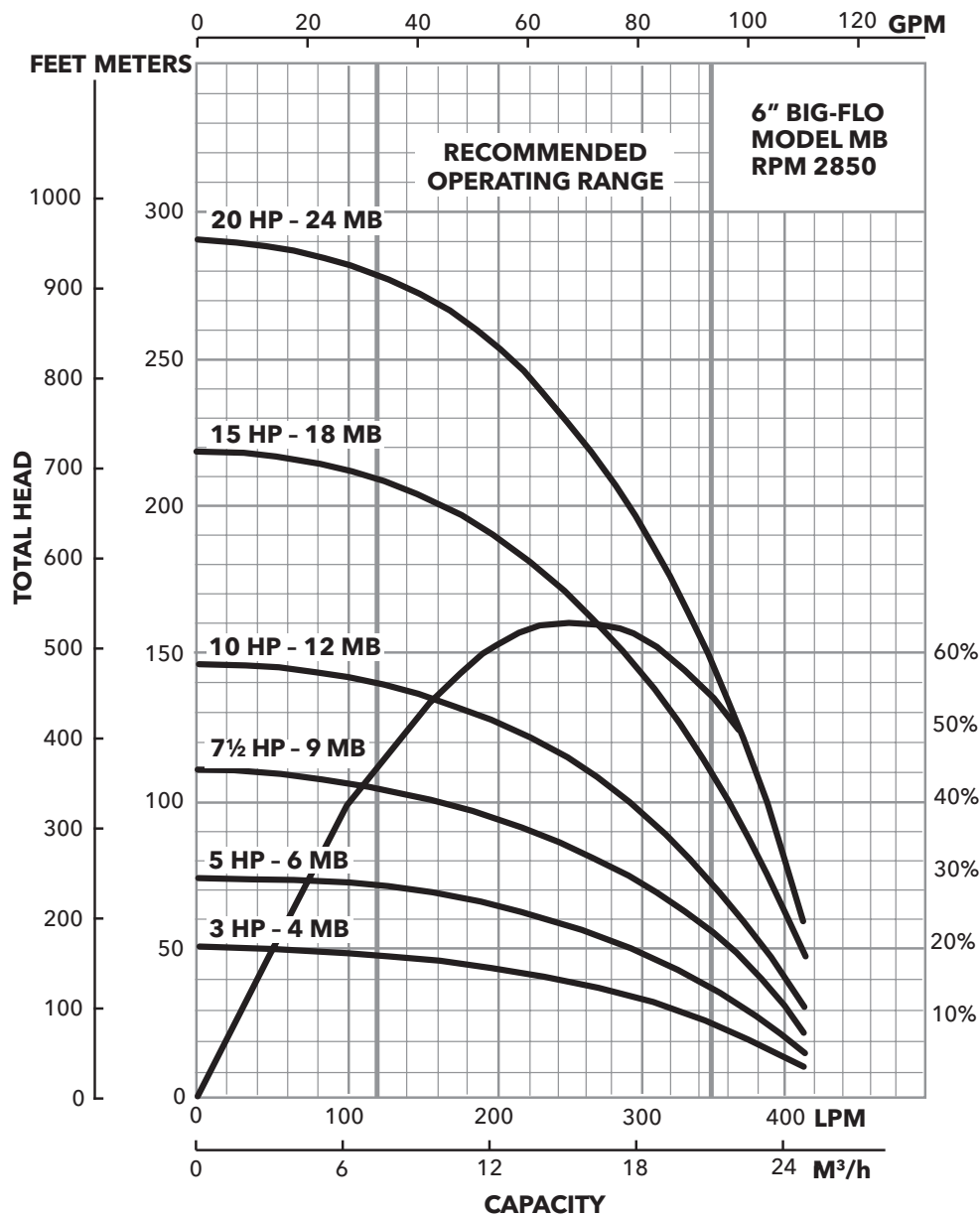
Model	LPM	M <sup>3</sup> /Hr	GPM
LB	170	10.2	45
MB	275	16.5	73
HB	425	25.5	112
PB	700	42.0	185

### "LB" SERIES PUMPS - 170 LPM FOR 6" DIAMETER WELLS



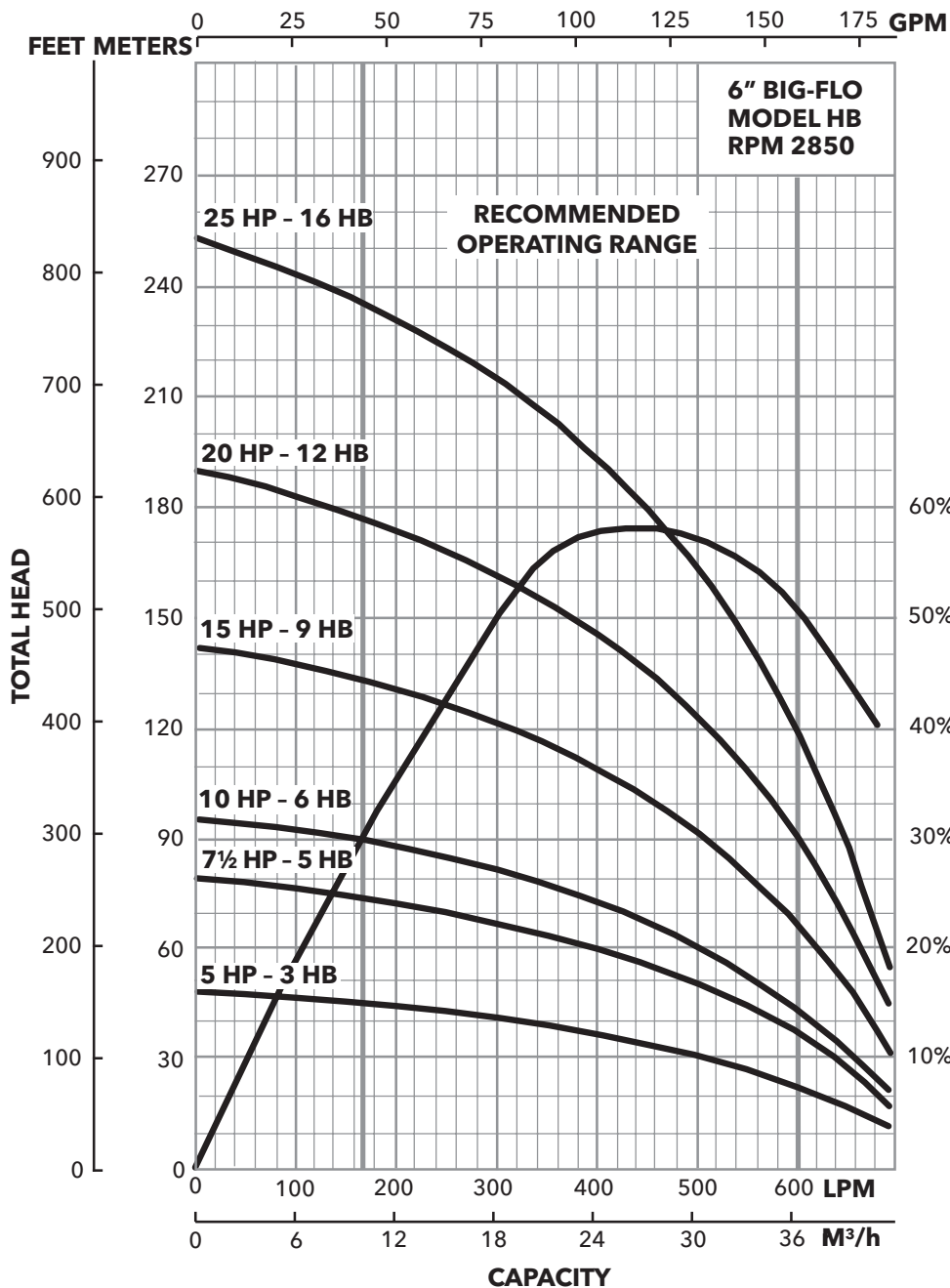
- 150 mm (6") BIG-FLO pump ends have a 75 mm (3") BSP threaded discharge outlet.
- Maximum pump diameter is 147 mm (5¾").
- Minimum well size is 150 mm (6").
- Continuous operation outside recommended operating range will void warranty.

### "MB" SERIES PUMPS - 275 LPM FOR 6" DIAMETER WELLS



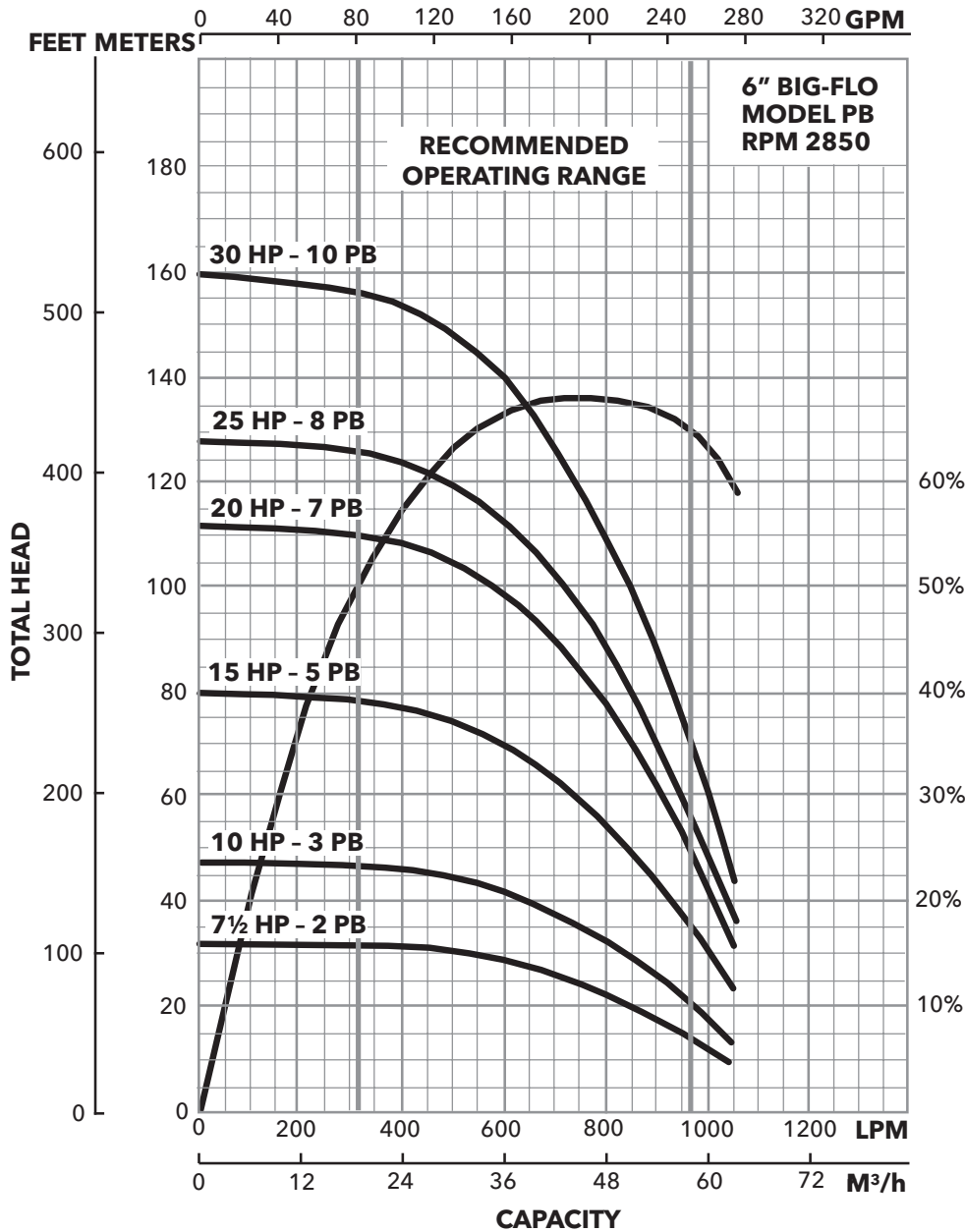
- 150 mm (6") BIG-FLO pump ends have a 75 mm (3") BSP threaded discharge outlet.
- Maximum pump diameter is 147 mm (5¾").
- Minimum well size is 150 mm (6").
- Continuous operation outside recommended operating range will void warranty.

### "HB" SERIES PUMPS - 425 LPM FOR 6" DIAMETER WELLS



- 150 mm (6") BIG-FLO pump ends have a 75 mm (3") BSP threaded discharge outlet.
- Maximum pump diameter is 147 mm (5¾").
- Minimum well size is 150 mm (6").
- Continuous operation outside recommended operating range will void warranty.

### "PB" SERIES PUMPS - 700 LPM FOR 6" DIAMETER WELLS



- 150 mm (6") BIG-FLO pump ends have a 75 mm (3") BSP threaded discharge outlet.
- Maximum pump diameter is 147 mm (5¾").
- Minimum well size is 150 mm (6").
- Continuous operation outside recommended operating range will void warranty.