


FEATURES

- **Discharge:** 1¼" NPT vertical discharge connection.
- **Capacities:** to 35 GPM (7.9 m³/h).
- **Total heads:** to 240 feet TDH (70 m).
- Maximum suspended solids ½".
- **Temperature limit:** 104°F (40°C) continuous, 140°F (60°C) intermittent.
- **Maximum submergence:** to 65 feet (20 m).
- Continuous duty rated, non-overloading motor.
- Casing, motor shell, diffuser and base are AISI 304 SS for corrosion resistance.
- **Impeller:** FDA compliant, glass filled Noryl®. Corrosion and abrasion resistant.
- **Mechanical Seal:** Silicon/carbide sealing faces; all metal components of AISI type 304 SS running in protected oil chamber.
- Power cords are 30'. Single phase models have a capacitor box and NEMA grounding plug. Three phase have bare leads.
- **Elastomers:** BUNA-N.
- **Shaft:** AISI type 304 stainless steel high strength pump shaft with keyed and locking cap screw impeller fastening.
- Bottom suction design with detachable suction strainer for ease of cleaning.



12BS/20BS

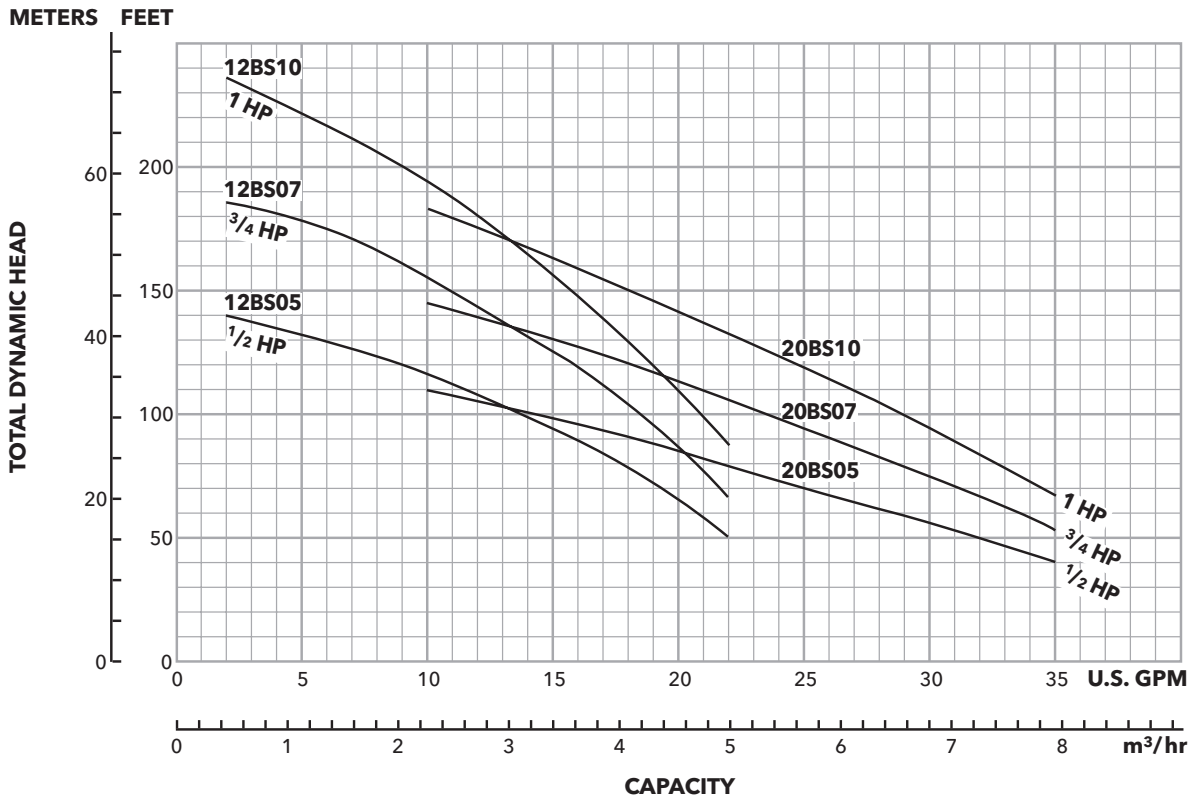
BOTTOM SUCTION SUBMERSIBLE WATER PUMP
WASTEWATER



REDJACKET
Water Products

a xylem brand

PERFORMANCE CURVES



MOTOR INFORMATION

General:

Class "F" insulation
Non-overloading

Single Phase:

Built-in automatic reset overload
3450 RPM, 115 and 230 V, 60 Hz

Three Phase:

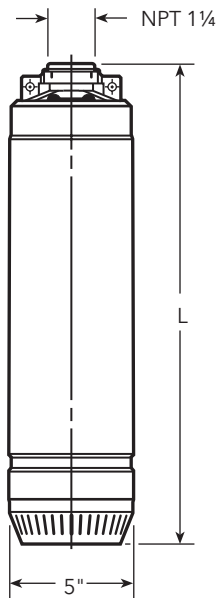
3450 RPM, 230 V, 60 Hz

Specifically designed for pumping out of reservoirs and storage tanks: homes and farms, mobile home parks and motels, schools and hospitals, municipal applications, industrial applications, commercial applications

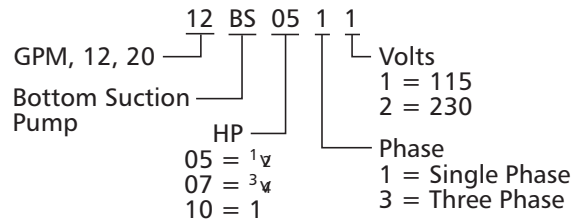
MECHANICAL DATA

Series	No. Stages	HP	Volts	Phase	Maximum Amps	RPM	Weight (lbs.)
12BS0511	3	½	115	1	10.6	3450	31
12BS0512	3	½	230	1	4.5	3450	31
12BS0532	3	½	230	3	3.0	3450	31
12BS0712	4	¾	230	1	5.4	3450	33
12BS0732	4	¾	230	3	3.5	3450	33
12BS1012	5	1	230	1	6.4	3450	38
12BS1032	5	1	230	3	4.1	3450	38
20BS0511	3	½	115	1	10.7	3450	31
20BS0512	3	½	230	1	4.5	3450	31
20BS0532	3	½	230	3	3.0	3450	31
20BS0712	4	¾	230	1	5.3	3450	33
20BS0732	4	¾	230	3	3.5	3450	33
20BS1012	5	1	230	1	6.8	3450	38
20BS1032	5	1	230	3	4.3	3450	38

DIMENSIONS



NOMENCLATURE



Series	HP	"L" Dimensions in inches	Discharge Size
12BS/ 20BS	½	19 5/8	1 1/4
	¾	20 5/8	
	1	21 3/4	