


NEW

PSR Immersion pumps

Technical data

- Delivery rate
 $Q_{\max} = 130 \text{ l/min}$
- Delivery head
 $H_{\max} = 245 \text{ m}$
- Temperature range
 $T = -10^{\circ}\text{C to } +80^{\circ}\text{C}$
- Kinematic viscosity
 $\nu_{\max} = 20 \text{ mm}^2/\text{s}$



Quality Management
DIN EN ISO 9001:2008

Environmental Management
DIN EN ISO 14001

Health and Safety Management
OHSAS 18001

**Spandau
pumpen®**

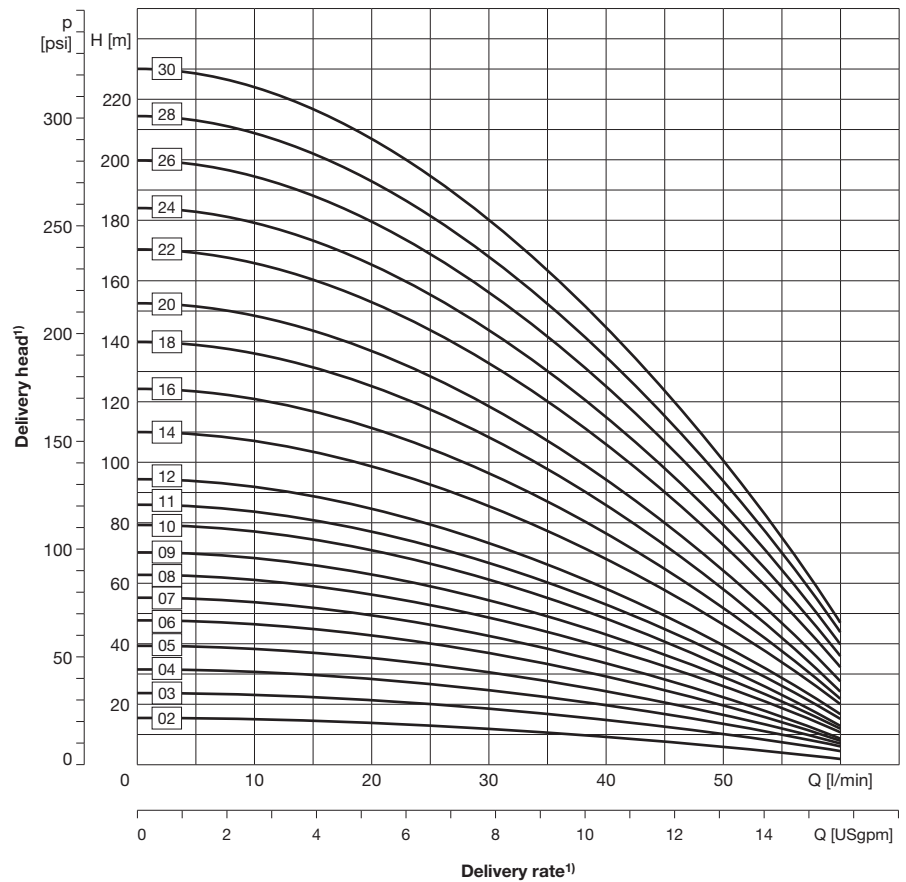
PSR 02 – Immersion pumps, sealless

50 Hz, closed impellers



Features

- Vertical multistage coolant pump
- Connector dimensions as per DIN EN 12157
- For delivery of slightly contaminated types of fluids
- Installation directly into the reservoir
- Pressure port is located above the reservoir plate and designed with internal thread G1 1/4



Technical Data

Delivery rate Q_{max}	60 l/min
Delivery head H_{max}	230 m
Immersion depth t_{max}	739 mm
Kinematic viscosity	max. 20 mm ² /s
Delivery temperature	-10 °C to +80 °C
Grain size	max. Ø2 mm
Contamination	max. 50 g/m ³
Direction of rotation	clockwise (as viewed looking down on the motor's ventilation side)
Fluids delivered	Emulsions, cooling and cutting oils, cleaning liquids, water, mild acids

Mechanical design

Component	Material
Flange	EN-GJL-200
Shaft	Stainless steel 1.4057
Impeller	Stainless steel 1.4301
Intermediate chamber	Stainless steel 1.4301
Tension anchor	Stainless steel 1.4057
Bushing	Stainless steel 1.4301
Pumps bottom	Stainless steel 1.4308
Elastomers	FPM
Bearings	Deep groove ball bearing with covering disk
Gap bush ($H_{max} < 150$ m)	POM
Mechanical seal ($H_{max} > 150$ m)	Wo C, carbon, FKM, stainless steel 1.4571

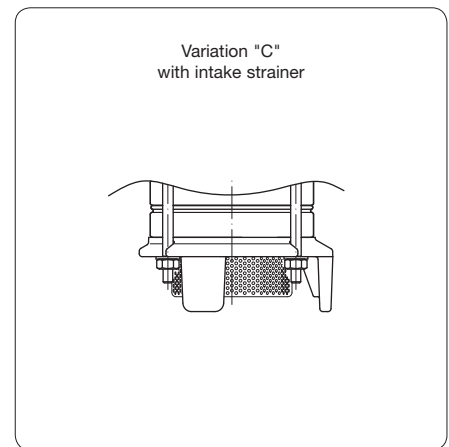
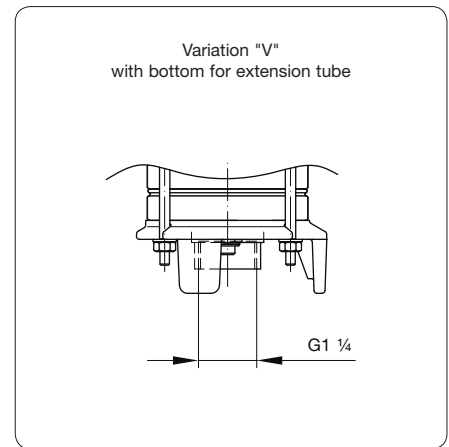
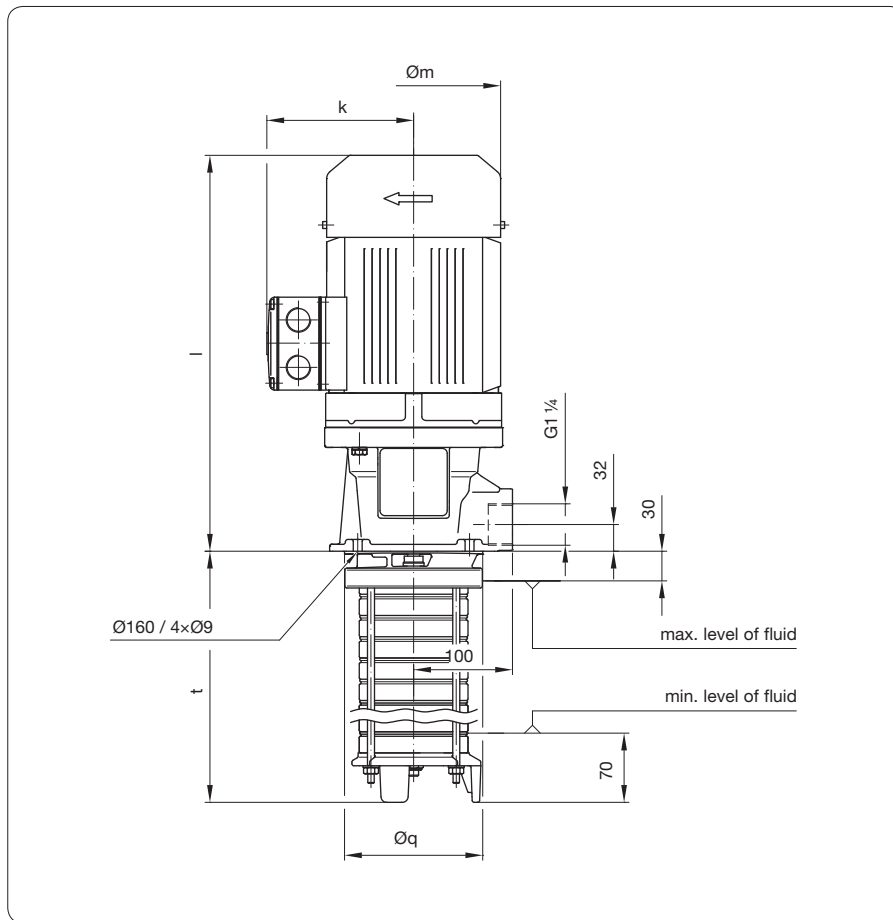
Variations

Component	Material
Flange	with chemical surface sealing or coated with paint
Bottom for extension tube	Stainless steel 1.4301
Intake strainer	Stainless steel 1.4301

¹⁾ Data for viscosity of 1 mm²/s at a density of 1 kg/dm³. Minimum volumetric flow: 5 to 10 % of nominal delivery rate.

PSR 02 – Immersion pumps, sealless

50 Hz, closed impellers



Electrical data, dimensions and weights at 50 Hz

Type of pump			Immer- sion depth t [mm]	Rated motor values				Dimensions [mm]				Weight [kg]	Sonic pressure [dBA]	Pressure port (DIN ISO 228)	
Series	Frame size	Stages		Voltage Δ/Y U [V]	Motor index	Output P _N [kW]	Current Δ/Y I _N [A]	Speed n _N [min ⁻¹]	$\varnothing m$	k	l				$\varnothing q$
PSR	02	02	137	230/400	E	0,37	1,57/0,91	2902	140	114	223	140	13,1	58	G1 1/4
		03	158										13,4		
		04	180										13,7		
		05	201										14,0		
		06	223										14,4		
		07	244										14,8		
		08	266		15,1	F	0,55	2,06/1,19	2836	140	114	223	140	15,3	
		09	287		15,7										
		10	309		16,0										
		11	330		16,3	G	0,75	2,56/1,48	2870	140	114	223	140	16,6	
		12	352		28,2										
		14	395		28,5										
		16	438		28,8										
		18	481		35,4	H	1,1	4,07/2,35	2730	140	114	223	140	36,2	
		20	524		36,8										
		22	567		37,3										
		24	610		37,7										
26	653														
28	696														
30	739		J	1,5	4,95/2,86	2850	176	149	406	140					
				K	2,2	7,15/4,13	2840	176	149	406	140				

PSR

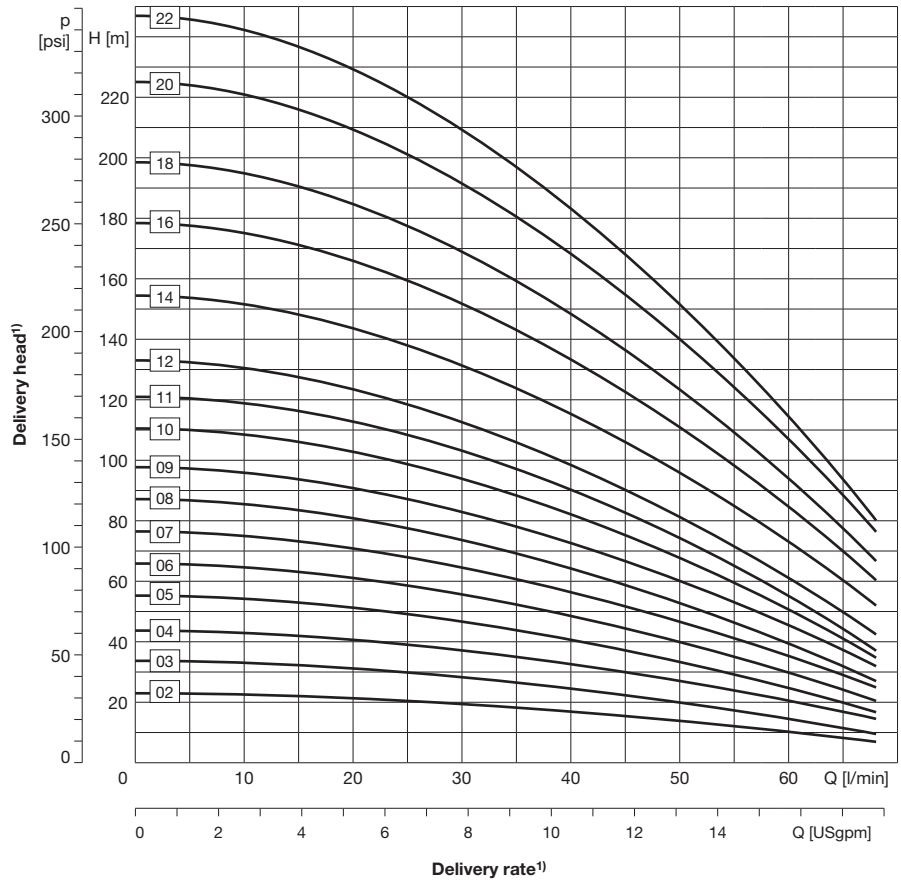
PSR 02 – Immersion pumps, sealless

60 Hz, closed impellers



Features

- Vertical multistage coolant pump
- Connector dimensions as per DIN EN 12157
- For delivery of slightly contaminated types of fluids
- Installation directly into the reservoir
- Pressure port is located above the reservoir plate and designed with internal thread G1 1/4



Technical Data

Delivery rate Q_{max}	68 l/min
Delivery head H_{max}	245 m
Immersion depth t_{max}	567 mm
Kinematic viscosity	max. 20 mm ² /s
Delivery temperature	-10 °C to +80 °C
Grain size	max. Ø2 mm
Contamination	max. 50 g/m ³
Direction of rotation	clockwise (as viewed looking down on the motor's ventilation side)
Fluids delivered	Emulsions, cooling and cutting oils, cleaning liquids, water, mild acids

Mechanical design

Component	Material
Flange	EN-GJL-200
Shaft	Stainless steel 1.4057
Impeller	Stainless steel 1.4301
Intermediate chamber	Stainless steel 1.4301
Tension anchor	Stainless steel 1.4057
Bushing	Stainless steel 1.4301
Pumps bottom	Stainless steel 1.4308
Elastomers	FPM
Bearings	Deep groove ball bearing with covering disk
Gap bush ($H_{max} < 150$ m)	POM
Mechanical seal ($H_{max} > 150$ m)	Wo C, carbon, FKM, stainless steel 1.4571

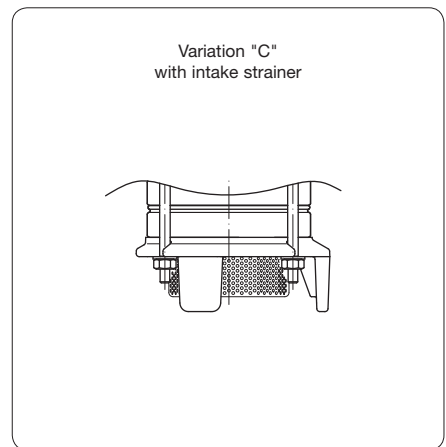
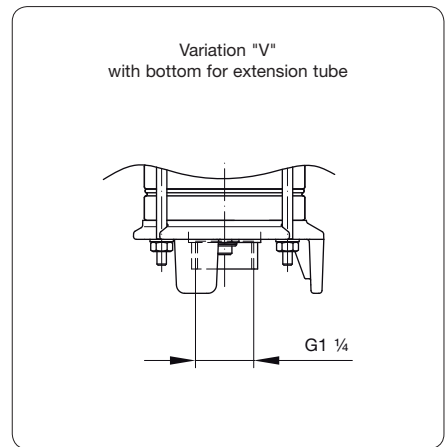
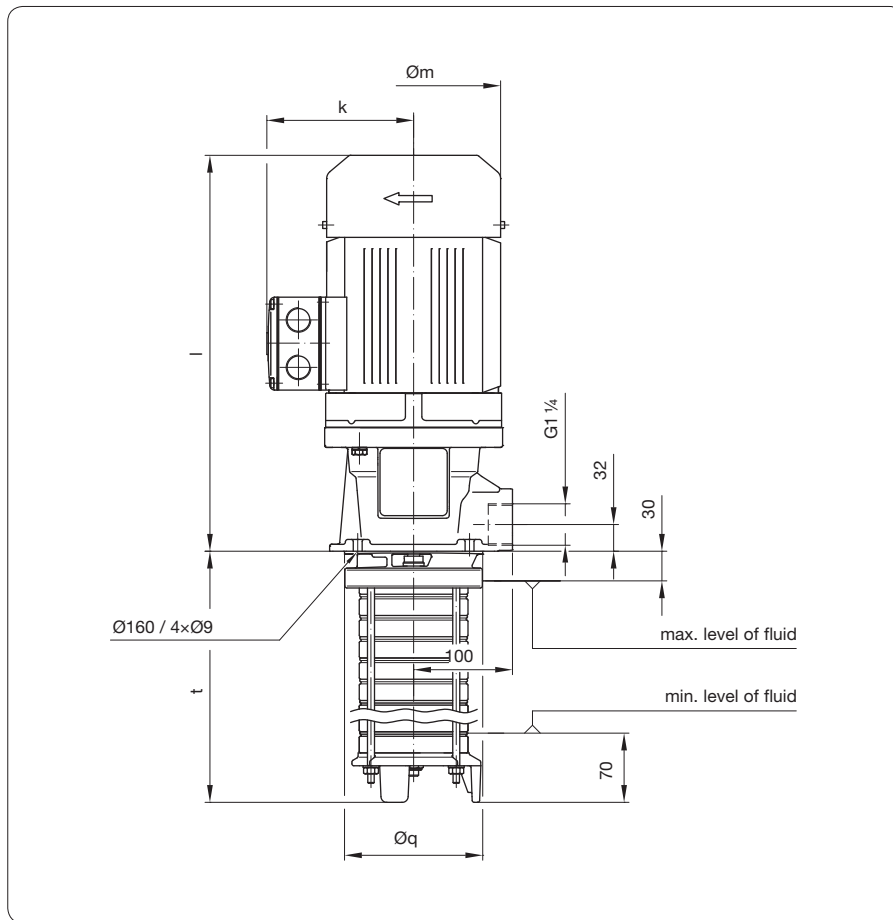
Variations

Component	Material
Flange	with chemical surface sealing or coated with paint
Bottom for extension tube	Stainless steel 1.4301
Intake strainer	Stainless steel 1.4301

¹⁾ Data for viscosity of 1 mm²/s at a density of 1 kg/dm³. Minimum volumetric flow: 5 to 10 % of nominal delivery rate.

PSR 02 – Immersion pumps, sealless

60 Hz, closed impellers



Electrical data, dimensions and weights at 60 Hz

Type of pump			Immer- sion depth t [mm]	Rated motor values				Dimensions [mm]				Weight [kg]	Sonic pressure [dBA]	Pressure port (DIN ISO 228)	
Series	Frame size	Stages		Voltage Δ/Y U [V]	Motor index	Output P _N [kW]	Current Δ/Y I _N [A]	Speed n _N [min ⁻¹]	Øm	k	l				Øq
PSR	02	02	137	265/460	E	0,42	1,57/0,91	3502	140	114	223	140	13,1	60	G1 1/4
		03	158										13,4		
		04	180		F	0,62	2,06/1,19	3446	140	114	223	140	13,7	60	
		05	201										14,0		
		06	223		G	0,86	2,56/1,48	3410	140	114	223	140	14,4	60	
		07	244										14,8		
		08	266		H	1,26	4,07/2,35	3368	140	114	223	140	15,1	60	
		09	287										15,5		
		10	309		J	1,8	5,0/2,9	3460	176	149	406	140	27,1	64	
		11	330										27,4		
		12	352		K	2,6	7,5/4,3	3400	176	149	406	140	27,7	64	
		14	395										34,3		
		16	438		L	3,6	10,1/5,82	3500	196	155	427	140	34,9	70	
		18	481										35,1		
20	524	37,7													
22	567	38,3													

PSR

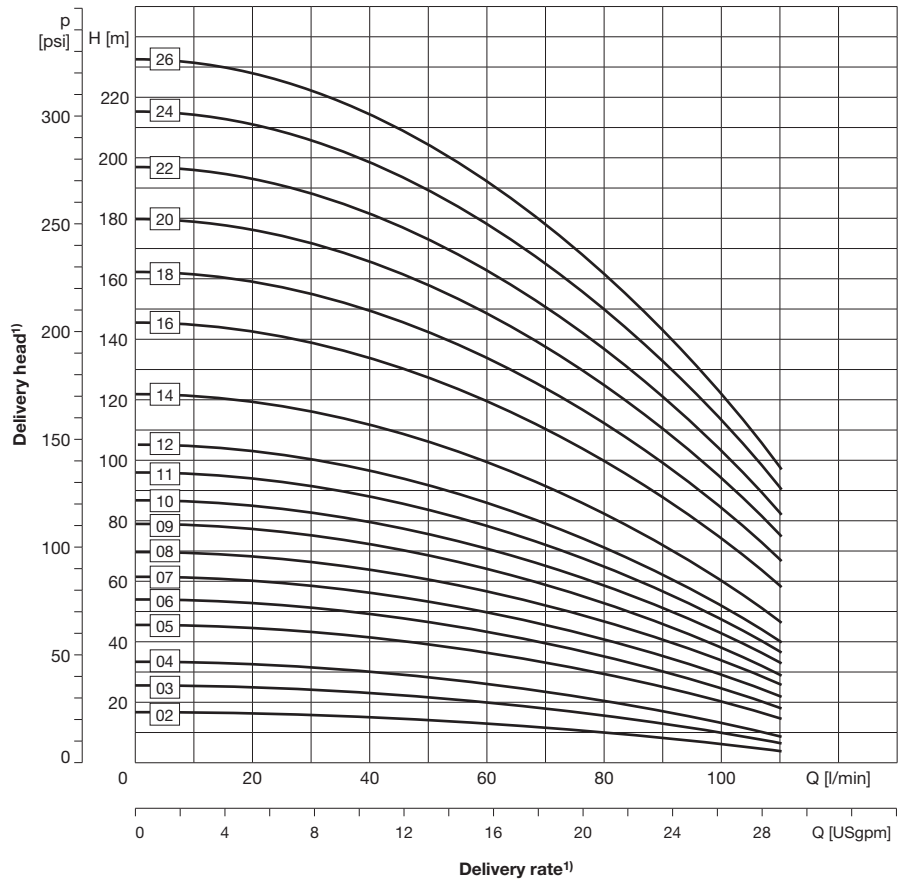
PSR 04 – Immersion pumps, sealless

50 Hz, closed impellers



Features

- Vertical multistage coolant pump
- Connector dimensions as per DIN EN 12157
- For delivery of slightly contaminated types of fluids
- Installation directly into the reservoir
- Pressure port is located above the reservoir plate and designed with internal thread G1 1/4



Technical Data

Delivery rate Q_{max}	110 l/min
Delivery head H_{max}	232 m
Immersion depth t_{max}	653 mm
Kinematic viscosity	max. 20 mm ² /s
Delivery temperature	-10 °C to +80 °C
Grain size	max. Ø2 mm
Contamination	max. 50 g/m ³
Direction of rotation	clockwise (as viewed looking down on the motor's ventilation side)
Fluids delivered	Emulsions, cooling and cutting oils, cleaning liquids, water, mild acids

Mechanical design

Component	Material
Flange	EN-GJL-200
Shaft	Stainless steel 1.4057
Impeller	Stainless steel 1.4301
Intermediate chamber	Stainless steel 1.4301
Tension anchor	Stainless steel 1.4057
Bushing	Stainless steel 1.4301
Pumps bottom	Stainless steel 1.4308
Elastomers	FPM
Bearings	Deep groove ball bearing with covering disk
Gap bush ($H_{max} < 150$ m)	POM
Mechanical seal ($H_{max} > 150$ m)	Wo C, carbon, FKM, stainless steel 1.4571

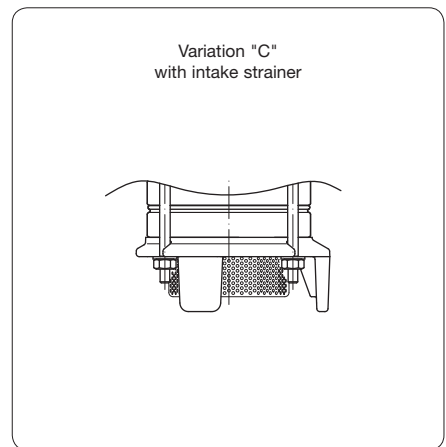
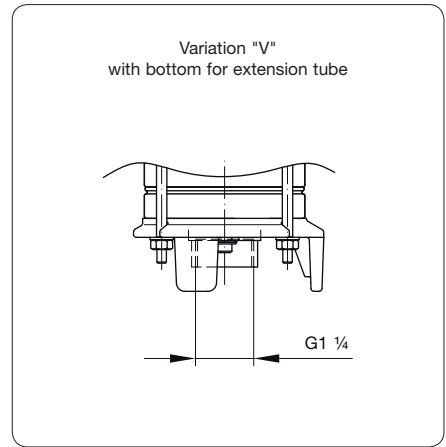
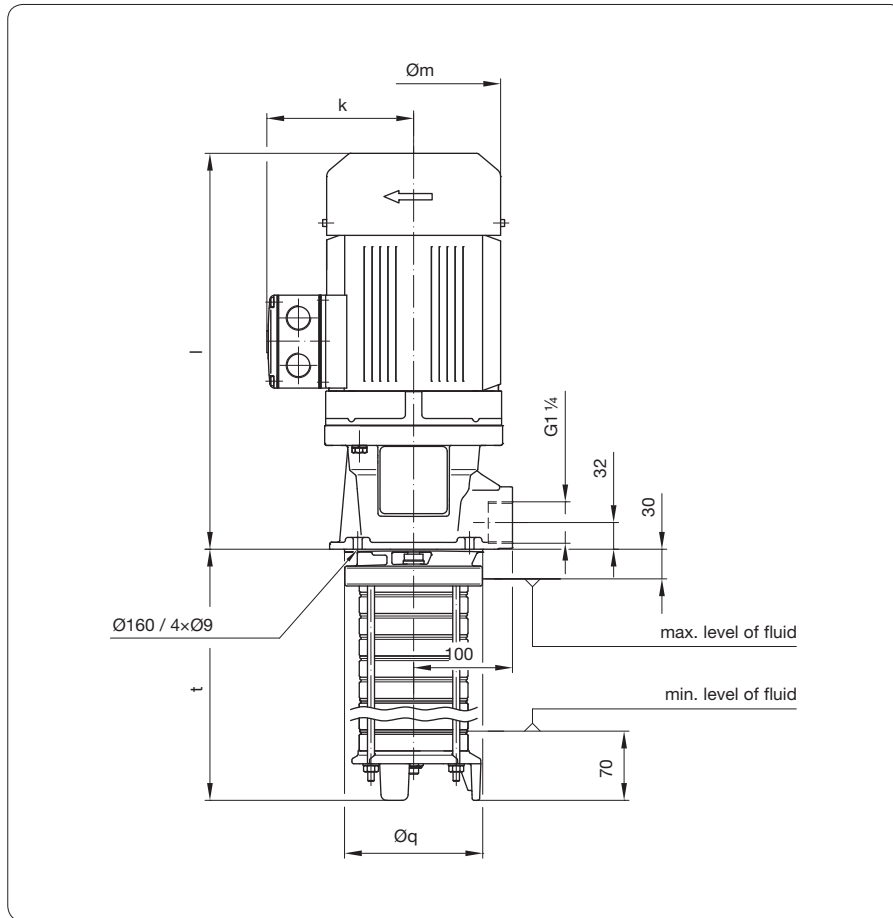
Variations

Component	Material
Flange	with chemical surface sealing or coated with paint
Bottom for extension tube	Stainless steel 1.4301
Intake strainer	Stainless steel 1.4301

¹⁾ Data for viscosity of 1 mm²/s at a density of 1 kg/dm³. Minimum volumetric flow: 5 to 10 % of nominal delivery rate.

PSR 04 – Immersion pumps, sealless

50 Hz, closed impellers



Electrical data, dimensions and weights at 50 Hz

Type of pump			Immer- sion depth t [mm]	Rated motor values				Dimensions [mm]				Weight [kg]	Sonic pressure [dBA]	Pressure port (DIN ISO 228)	
Series	Frame size	Stages		Voltage Δ/Y U [V]	Motor index	Output P _N [kW]	Current Δ/Y I _N [A]	Speed n _N [min ⁻¹]	Øm	k	l				Øq
PSR	04	02	137	230/400	E	0,37	1,57/0,91	2902	140	114	223	140	13,1	G1¼	
		03	158		F	0,55	2,06/1,19	2836	140	114	223	140	13,4		
		04	180		G	0,75	2,56/1,48	2870	140	114	223	140	13,7		
		05	201		H	1,1	4,07/2,35	2730	140	114	223	140	14,0		58
		06	223			14,7									
		07	244			15,0									
		08	266			15,3									
		09	287		J	1,5	4,95/2,86	2850	176	149	406	140	28,5		60
		10	309			28,8									
		11	330		K	2,2	7,15/4,13	2840	176	149	406	140	32,7		60
		12	352										33,0		
		14	395										33,6		
		16	438										36,2		
		18	481		L	3,0	10,0/5,75	2885	196	155	427	140	36,8		67
20	524	37,4													
22	567	M	4,0	13,0/7,5	2880	196	155	447	140	44,0	69				
24	610									44,6					
26	653									45,2					

PSR

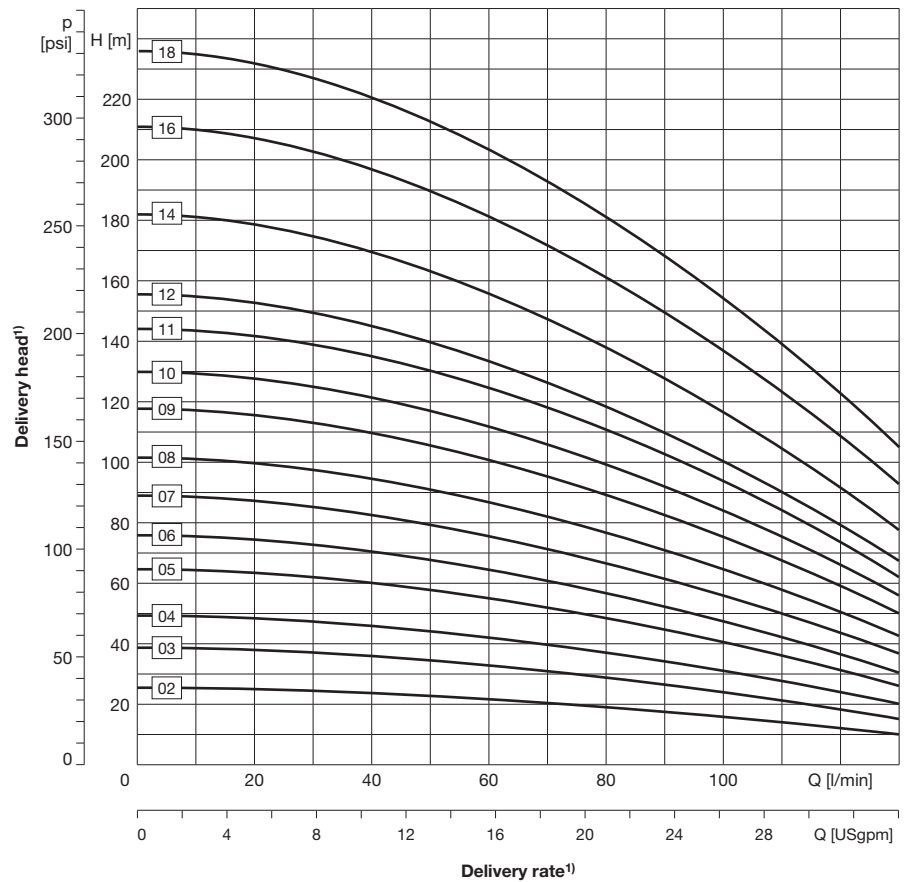
PSR 04 – Immersion pumps, sealless

60 Hz, closed impellers



Features

- Vertical multistage coolant pump
- Connector dimensions as per DIN EN 12157
- For delivery of slightly contaminated types of fluids
- Installation directly into the reservoir
- Pressure port is located above the reservoir plate and designed with internal thread G1 1/4



Technical Data

Delivery rate Q_{max}	130 l/min
Delivery head H_{max}	238 m
Immersion depth t_{max}	481 mm
Kinematic viscosity	max. 20 mm ² /s
Delivery temperature	-10 °C to +80 °C
Grain size	max. Ø2 mm
Contamination	max. 50 g/m ³
Direction of rotation	clockwise (as viewed looking down on the motor's ventilation side)
Fluids delivered	Emulsions, cooling and cutting oils, cleaning liquids, water, mild acids

Mechanical design

Component	Material
Flange	EN-GJL-200
Shaft	Stainless steel 1.4057
Impeller	Stainless steel 1.4301
Intermediate chamber	Stainless steel 1.4301
Tension anchor	Stainless steel 1.4057
Bushing	Stainless steel 1.4301
Pumps bottom	Stainless steel 1.4308
Elastomers	FPM
Bearings	Deep groove ball bearing with covering disk
Gap bush ($H_{max} < 150$ m)	POM
Mechanical seal ($H_{max} > 150$ m)	Wo C, carbon, FKM, stainless steel 1.4571

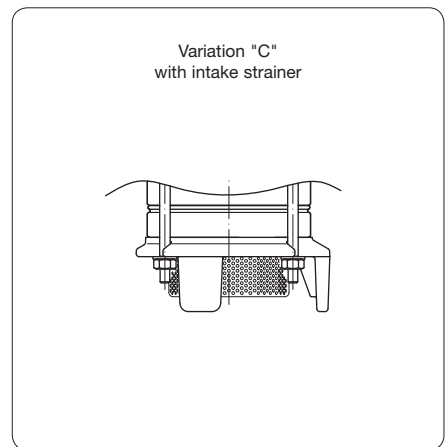
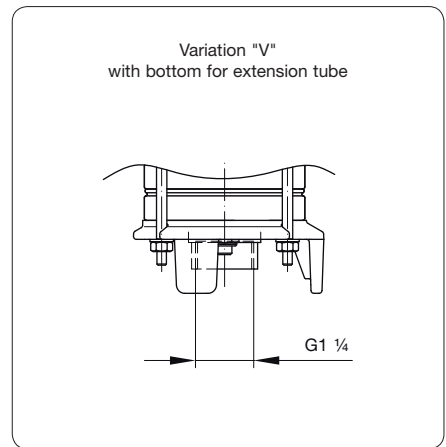
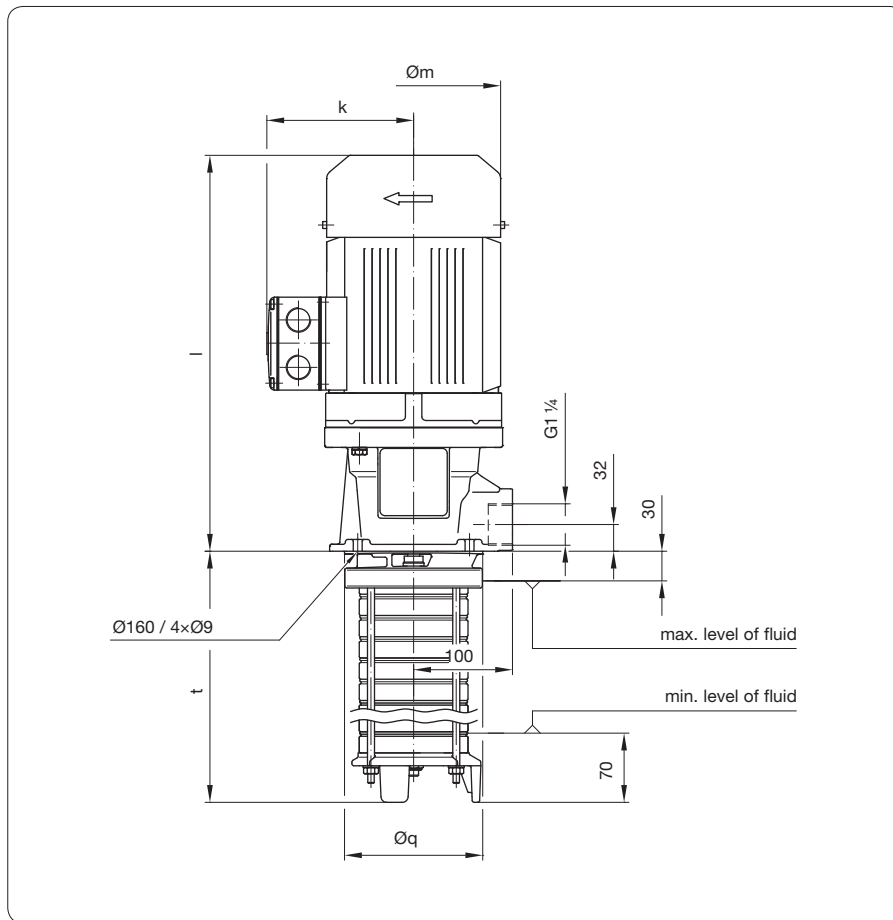
Variations

Component	Material
Flange	with chemical surface sealing or coated with paint
Bottom for extension tube	Stainless steel 1.4301
Intake strainer	Stainless steel 1.4301

¹⁾ Data for viscosity of 1 mm²/s at a density of 1 kg/dm³. Minimum volumetric flow: 5 to 10 % of nominal delivery rate.

PSR 04 – Immersion pumps, sealless

60 Hz, closed impellers



Electrical data, dimensions and weights at 60 Hz

Type of pump			Immer- sion depth t [mm]	Rated motor values				Dimensions [mm]				Weight [kg]	Sonic pressure [dBA]	Pressure port (DIN ISO 228)	
Series	Frame size	Stages		Voltage Δ/Y U [V]	Motor index	Output P_N [kW]	Current Δ/Y I [A]	Speed n_N [min ⁻¹]	$\varnothing m$	k	l				$\varnothing q$
PSR	04	02	137	265/460	F	0,62	2,06/1,19	3446	140	114	223	140	13,1	60	G1 1/4
		03	158		G	0,86	2,56/1,48	3410	140	114	223	140	13,4	60	
		04	180		H	1,26	4,07/2,35	3368	140	114	223	140	14,1	60	
		05	201		J	1,8	5,0/2,9	3460	176	149	406	140	26,6	64	
		06	223			26,9									
		07	244			30,8									
		08	266			31,1									
		09	287			33,8									
		10	309			34,1									
		11	330		L	3,6	10,1/5,82	3500	196	155	427	140	34,4	70	
		12	352			41,0									
		14	395			41,6									
		16	438	M	4,5	12,7/7,3	3480	196	155	447	140	54,2	72		
		18	481		Δ 460	N	6,2	Δ 11,5	3490	257	182	530		140	

PSR

PSR – Immersion pumps, sealless

Order key

	P	S	R															
Series																		
Frame size																		
				02 = 2 m³/h (nominal delivery rate) 04 = 4 m³/h (nominal delivery rate)														
Stages																		
				To determine the desired number of stages the corresponding characteristics has to be used. 01 = 1-stage ... 30 = 30-stages														
Materials																		
				G = gray cast iron (standard) C = GG with chemical surface sealing T = GG coated with paint														
Seal																		
				B = gap bush ($H_{max} < 150$ m) G = machanical seal ($H_{max} > 150$ m)														
Pump design																		
				S = standard design V = bottom for extension tube C = bottom equipped with intake strainer														
Immersion depth in mm																		
				To determine the desired immersion depth the appropriate table "Electrical data, dimensions and weights" has to be used. 137 = 137 mm ... 739 = 739 mm														
Motor index																		
				To determine the desired motor index the appropriate table "Electrical data, dimensions and weights" has to be used. Example: E = 0,37 kW														
Power supply																		
				01 = 230/400 V 50 Hz; 265/460 V 60Hz (< 4 kW) 02 = Δ400 V 50 Hz; Δ460 V 60 Hz (> 4 kW) Further designs on request.														
Motor design																		
				BA = standard (insulation class F, IP 55, 2-pole, IE2) Further designs on request.														
Order example: PSR0218GBS481J01BA																		
Series: PSR , Frame size: 02 , 18 -stages, Material: G grey cast iron, Seal: B gap bush, Pump design: S standard design, Immersion depth: 481 mm, Motor index: J 1,5 kW, Power supply: 01 230/400 V 50 Hz; 265/460 V 60Hz, Motor design: BA standard (IE2)																		

PSR

