

# CD150M Dri-Prime® Pump

CD150M

The Godwin Dri-Prime® CD150M pump is an extremely powerful yet compact pump with flow capabilities to 520 m<sup>3</sup>/hr and discharge heads to 47 metres.

The CD150M features the unique Godwin high pressure oil bath mechanical seal design. This allows for dry running for prolonged periods while automatically priming and repriming. Able to perform in the toughest conditions, the CD150M can handle solids up to 75 mm in diameter. This makes it an extremely effective pump, suitable for both slurry and clean water applications. The powerful CD150M has proven itself a pump of choice for contractors, local authorities, industrial and environmental companies.



## Features

- Fully automatic priming from dry to 8.5 metres suction lift.
- Godwin Dri-Prime® is a continuously operated Venturi air ejector priming device which requires no periodic adjustment or control.
- Extensive application flexibility. It will handle sewage, slurries and liquids with solids up to 75 mm in diameter.
- Dry-running high pressure oil bath mechanical seal, with high abrasion resistant silicon carbide faces.
- A Close-coupled centrifugal pump with Godwin Dri-Prime® system mounted to a diesel engine or electric drive.
- All cast iron construction (stainless steel construction option available) with cast steel impeller.
- Also available as hushpac or as a bareshaft pumpend.
- Standard build engines; Perkins 1104D-44TA, Perkins 404D-22, Perkins 1104D-44T, Perkins 404D-22T. Other engine options are available.

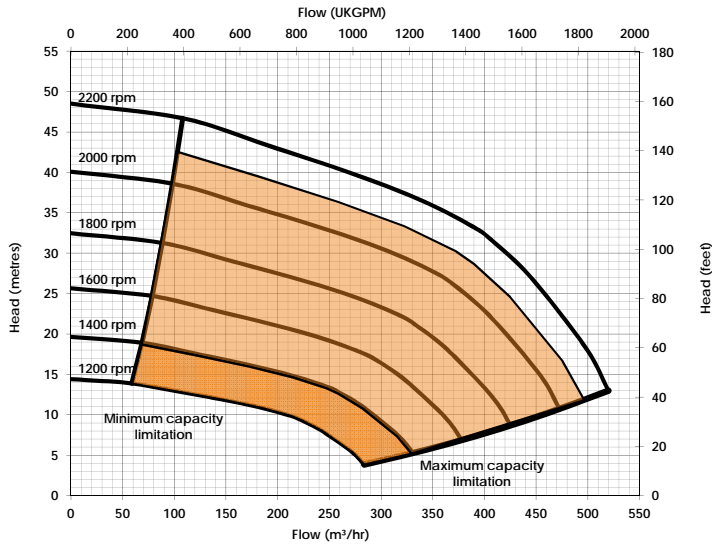
## Specifications

Suction connection	150 mm (6" BS10 Table 'D')
Delivery connection	150 mm (6" BS10 Table 'D')
Max capacity	520 m <sup>3</sup> /hr
Max Head	47 metres
Max Solids handling	75 mm
Max Impeller diameter	280 mm
Max operating temp	80 °C
Max working pressure	4.8 bar
Max suction pressure	4.0 bar
Max casing pressure	7.2 bar
Max operating speed	2200 rpm



Hoogindsestraat 5  
NL - 5447 PD Rijkevoort  
Nederland  
T : +31 (0) 485 - 371318  
F : +31 (0) 485 - 371918  
info@pompentechniek.nl  
www.pompentechniek.nl

## Performance Curve



## Materials

Pump casing & suction cover	Cast iron BS1452:1990 Grade 220
Wearplates	Cast iron to BS1452 Gr220
Pump Shaft	Carbon steel BS970 080M40
Impeller	Cast Steel BS3100 A5 Hardness to 200 HB Brinell
Non-return Valve body	Cast Iron
Mechanical Seal Faces	Silicon carbide vs silicon carbide

### Engine option 1

Perkins, 1104D-44TA, 63.7 kW @ 2100 rpm

Impeller diameter 280 mm

#### Suction Lift Table

Total Suction Head (metres)	Total Delivery Head (metres)				
	8	12	17	22	37
	Output (m³/hr)				
3.0	497	479	457	415	131
4.6	479	468	447	395	105
6.1	452	441	431	384	89
7.6	420	410	394	374	-

Fuel capacity (Full) 390 litres, (Usable) 318 litres

Fuel consumption @ 2100 rpm BEP 17 litres/hour

Weight: (Dry) 1,800 kg, (Wet) 2,131 kg

Dimensions: (L) 2,500 x (W) 1,300 x (H) 1,900 mm

### Engine option 2

Perkins, 404D-22, 18.7 kW @ 1500 rpm

Impeller diameter 260 mm

#### Suction Lift Table

Total Suction Head (metres)	Total Delivery Head (metres)				
	2	4	6	8	15
	Output (m³/hr)				
3.0	329	318	303	275	87
4.6	318	311	297	262	70
6.1	299	293	286	255	59
7.6	279	272	261	248	-

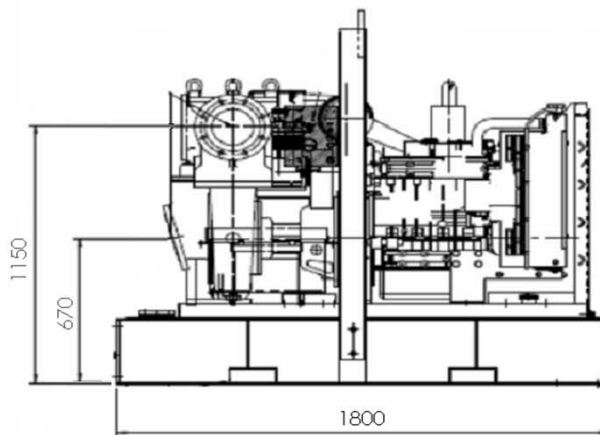
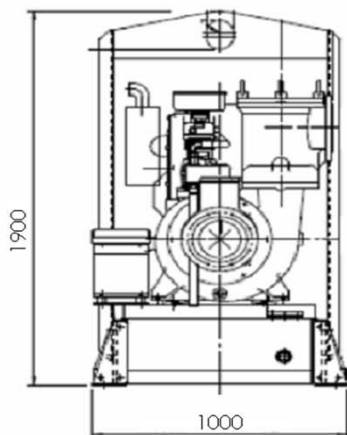
Fuel capacity (Full) 170 litres, (Usable) 140 litres

Fuel consumption @ 1500 rpm BEP 4 litres/hour

Weight: (Dry) 1,200 kg, (Wet) 1,345 kg

Dimensions: (L) 1,800 x (W) 1,000 x (H) 1,900 mm

CD150M - Perkins 404D-22



Performance data provided in tables is based on water tests at sea level and 20°C ambient.

All information is approximate and for general guidance only.

Please contact the factory or office for further details.

**godwin**   
a xylem brand



Specifications and illustrations are subject to revision without notice. Xylem Dewatering Solutions is not liable for any incompleteness or inaccuracies. Xylem Dewatering Solutions is not liable for any consequential, incidental or indirect damages relating to these specifications or their use.

Assessed to ISO 9001:2008  
Certificate N° 1027