

IntelliFlo™ VS & VF

Intelligent Variable Speed & Variable Flow pump



IntelliFlo™ VS & VF

Intelligent Variable Speed & Variable Flow pumps



Characteristics of the IntelliFlo™ VS and VF	VS-3050	VF
Possibility of reducing energy consumption up to -80% compared to single speed or two speed pumps	✓	✓
Tremendous cost savings due to very low energy consumption	✓	✓
Permanent magnet motor with ultra-high efficiency that operates at a lower temperature	✓	✓
Totally Enclosed Fan Cooled : no water / dust / humidity can enter the motor	✓	✓
Extremely quiet operation at low speeds	✓	✓
Increased pump lifetime due to slow running mode and very little heat emission from motor	✓	✓
3 year warranty	✓	✓
A pump that can adapt to the user's needs : increase motor speed or flow when a new application is installed (heater, fountain, cleaner...) rather than install another pump	✓	✓
Smart anti-failure system (thermal overload protection, anti-freeze protection, under/over voltage protection)	✓	✓
Ultimate speed control : set any motor speed by steps of 10 RPM between 400 and 3'450 RPM = 305 speeds	✓	✓
Link external applications to the pump via the IntelliComm	✓	✓
CE certification	✓	✓
IntelliComm interface enables external applications to control the pumps speed/flow	✓	✓
Wet-end part easy to maintain, including a large prefilter basket	✓	✓
Owner manual translated into English, French, German, Italian, Spanish and Dutch	✓	✓
4 pre-set motor speeds for ease of operation	✓	✓
Easy to operate with convenient keypad with 8 buttons	✓	✓
Ultimate flow control : choose any specific flow between 4 and 30m³/h with steps of 1m³/h		✓
Flow is maintained constant even when filter is dirty		✓
16 button LCD screen showing m3 / RPM / kWh consumption as well as other important data in 6 languages		✓
Pump will stop in case of blockage of suction line : no risk of accidents such as entrapment		✓
A timer allows programming of up to 9 different motor speeds or flows during specific time periods during the day		✓
Protect against loss of prime : pump will turn off if not primed within specific timeframe		✓
Automatically determines optimum flow after pool size and turnovers/day have been entered : reduced installation time		✓
Program that modulates the flow to ensure minimum flow is maintained for specific application such as heater		✓
Specific programs to customize the flow to enhance fountain effects		✓
For seawater applications up to 4.5% salt concentration	SWSP6R™ VS	
Can replace all conventional SWSP6R and SP6R pumps	SWSP6R™ VS	
Can replace all conventional UltraFlow pumps	UltraFlow® VS	



Product Awards



Best Swimming Pool Engineering Innovation
GOLDEN WAVE 2009
Magazine Schwimmbad & Sauna (Germany)



Innovation award
Piscina Barcelona
International Swimming Pool Exhibition (Spain)



Best product of the year
ACW's Excellence Awards 2008
Arab Construction World (ACW) magazine (Middle East & North Africa)



Innovation award
Excellence Awards 2009
The Swimming Pool & Spa Association of Victoria (Australia)



An Eco Select™ Choice

The IntelliFlo™ VS-3050 and the IntelliFlo™ VF have merited the Eco Select™ brand that identifies our most eco-friendly products. They save energy, conserve water, eliminate noise and contribute to a more environmentally responsible equipment system (reduction of CO2 emissions or reduction of chemicals sent to the drain). The Eco Select brand is clearly our "greenest" and most efficient choice.



Hoogeindsestraat 5
NL - 5447 PD Rijkevoort
Nederland
T : +31 (0) 485 - 371318
F : +31 (0) 485 - 371918
info@pompentechniek.nl
www.pompentechniek.nl

Pentair Water Belgium bvba
Industriepark Wolfstee, Toekomstlaan 30, B-2200 Herentals (Belgium)
TEL: +32 14 25 99 11 • FAX: +32 14 25 99 25

Pentair Water Germany GmbH
Rübgrund 9B, 64347 Griesheim (Germany)
TEL: +49 6155 84170 • FAX: +49 6155 841799

Pentair Water Middle East
Apt.# 404, Al Buhaira Building - Corniche Street, Al Buhaira
Al Majaz, P.O. Box: 32789, Sharjah - UAE
TEL: +971 65 72 05 52 • FAX: +971 65 72 05 53

Pentair Water South Africa
24 Vuurslag Street - Spartan, ext. 7 - 1619 Kempton Park (South Africa)
TEL: +27 113 921 177 • FAX: +27 118 183 710

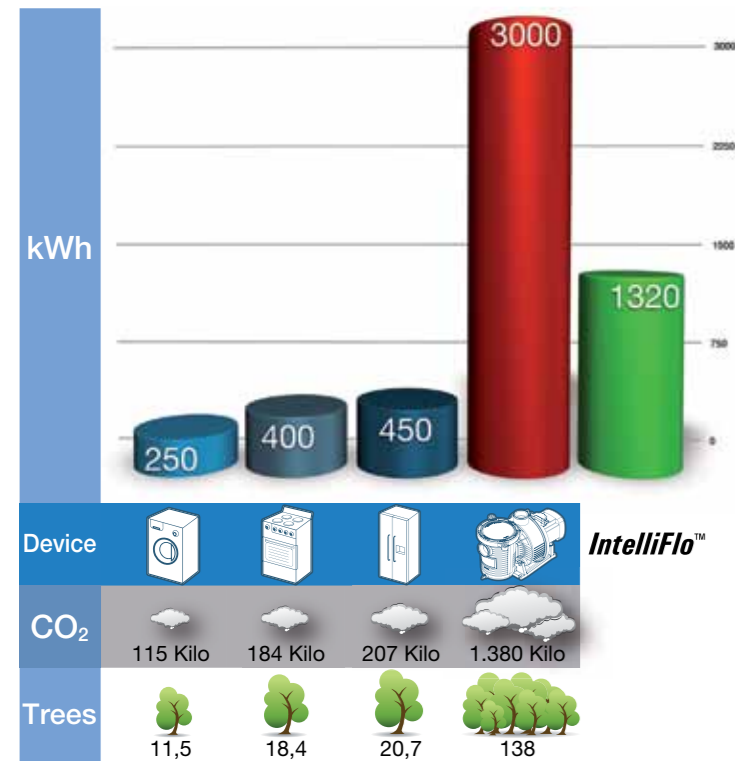
e-mail: poolemea@pentair.com www.pentairpooleurope.com

Filters | Sand Filter Systems | Pumps | Automatic Pool Cleaners | White Goods | Underwater Lights | Sanitizers | Salt Chlorinators | Dosing & Measuring Equipment | Maintenance Accessories

The biggest innovation in energy efficiency for pools



Do you know how much energy a swimming pool pump consumes?



If we compare several domestic appliances like a washing machine, a kitchen cooker or a fridge, a pool pump consumes as much as 7 fridges! That means that a single speed pool pump produces indirectly about 1,380,000 grams of CO₂, which is equivalent to 138 trees. The IntelliFlo can provide tremendous energy savings. When operated at low speeds its energy consumption is reduced by as much as 80% compared with a regular single speed pool pump.

Considerations:

- Regular 1.5HP single speed pool pump, 3 turnovers/day, 10 hours/day and 200 days running time/year.
- 1 kWh = 460 Grams of CO₂.
- 1 Tree = 10 Kg of CO₂.

Sources:
The International Energy Agency (IEA – www.iea.org), European Commission of Energy (www.ec.europa.eu/energy) and own calculations.

How much will you save with an IntelliFlo™?

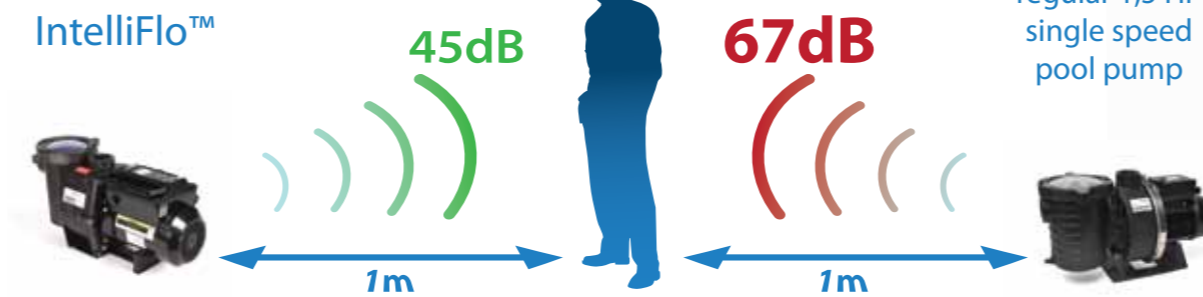
As you can see, the savings with IntelliFlo™ can be dramatic. Over the long life of the pump your savings could be huge.

- At €0,12/kWh estimated savings range from **€170** to **€440** per year
- At €0,24/kWh estimated savings range from **€340** to **€880** per year




Pool size in litres	Pump	Energy cost € / kWh	Cost per day €	Cost per season €	IntelliFlo savings per year	IntelliFlo savings after 5 years
30.000	1 HP Single speed	0.12	1.18	248.22		
		0.24	2.36	496.44		
	IntelliFlo®	0.12	0.37	78.12	€ -170.10	€ -850.50
		0.24	0.74	156.24	€ -340.20	€ -1,701.00
60.000	2 HP Single speed	0.12	2.35	493.92		
		0.24	4.70	987.84		
	IntelliFlo®	0.12	0.79	166.32	€ -327.60	€ -1,638.00
		0.24	1.58	332.64	€ -655.20	€ -3,276.00
90.000	3 HP Single speed	0.12	3.50	735.84		
		0.24	7.01	1,471.68		
	IntelliFlo®	0.12	1.41	296.35	€ -439.49	€ -2,197.45
		0.24	2.82	592.70	€ -878.98	€ -4,394.90

Assumptions: 3 turns/day, 10 hours/day and 200 days running time/year.

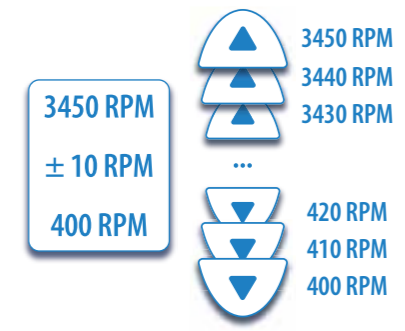
Extremely silent: "As quiet as a whisper!"



Multi-talent: 1 pump for all applications



The IntelliFlo is a variable speed pump, and as such it is possible to select a very precise speed or flow to perfectly suit your needs, at any time of the day...and night. These are some examples of what the IntelliFlo can do thanks to its multi-speed / multi-flow capabilities : night filtration at low speed to maintain the best possible pool chemistry, fine-tuning of overflowing pools or fountains, etc... The IntelliFlo has also a direct impact on the water quality : not only will the filtration be improved at low speed (the debris will take longer to pass through the filter) but also the backwashing will be more efficient due to higher flow which clears the debris from the filter better.

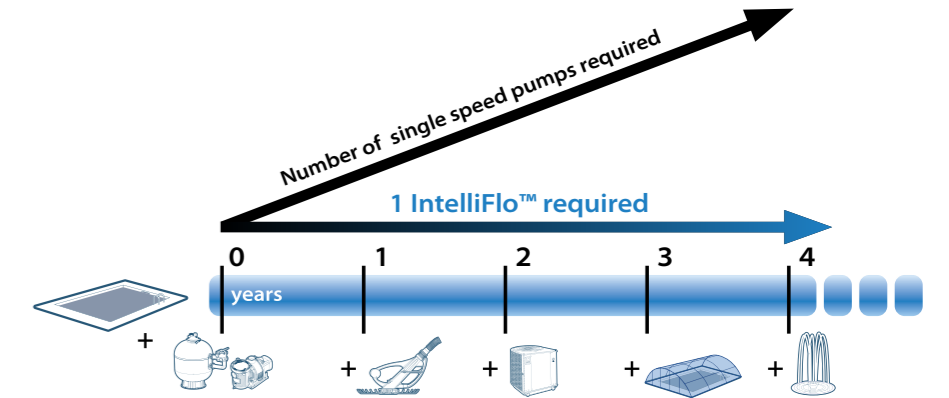


Fine tuning

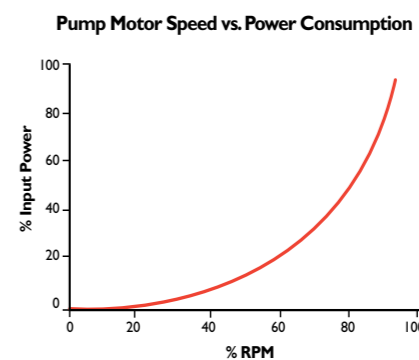
The IntelliFlo allows you to easily set the perfect speed between 400RPM and 3450RPM by increments of 10 RPM, giving a total of 305 different speed settings. On top of that, with the IntelliFlo VF you can also set any flow between 4 and 30m³ per hour to get 27 different flows.

Scalable: your pool landscape changes, not your pump

During its entire life, the pool will evolve as additional applications are installed. Previously, the solution was to install a more powerful pump in order to always have some free capacity to link to a cleaner or to a heater. But if more applications are required, such as a fountain, a second pump would probably be installed. With the IntelliFlo™ one pump will do the business. Thanks to its ability to deliver between 4 and 30m³ per hour, just connect the new application and increase the RPM until you are satisfied with the supplied flow.



Easy installation: this pump is installed in the same way as any other pool pump in the market



Slow is better: Affinity law

This graph shows the huge increase in energy consumption as pump speed increases. Slow down the pump and you cut energy costs dramatically. A good analogy is your car: you will drive for much longer at 60km/h than at 120km/h.

Why?

Because of the ultra-efficient permanent magnet motor and the affinity law: when the flow is divided by 2, the electricity consumption is divided by 8.

SLOW IS BETTER!

How is it possible?

The Variable Speed Technology allows you to run your pump at very low speeds,

and running slowly dramatically reduces the energy consumption and the noise level. On top of that, the IntelliFlo™ also lowers the CO₂ emissions, improves the filtration quality and the chlorination efficiency, extends the time between backwashes and services and much more.

