

Immersion pumps

Type SP 100- 150



Usages:

The pumps are suitable to transfer liquids containing impurities measuring up to 2-3 mm. The hydraulic components, namely the impeller and scroll in PBT and the cast iron pump body allow the pumps to be used with water, emulsions and oily substances in general with a maximum viscosity of 3° Engler (21 CST). The temperature of the liquid must not exceed 70° C.

They are usually used on:

- **Machine tools** (milling machines – lathes - drills)
- **Surface treatment systems**
- **Filtration systems**

They should usually be installed on a tank, with a capacity in proportion to the flow rate, at about 3 – 4 cm. from the bottom. It is important to check that the maximum level of the liquid in the tank always remains 3 – 4 cm. lower than the flange (see figure).

In cases where the liquid is particularly dirty, the user is recommended to construct the tank in compartments to allow the dirt to deposit before it is stirred up by the pump.

For other usages you are advised to consult our technical office.

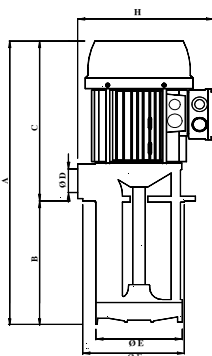


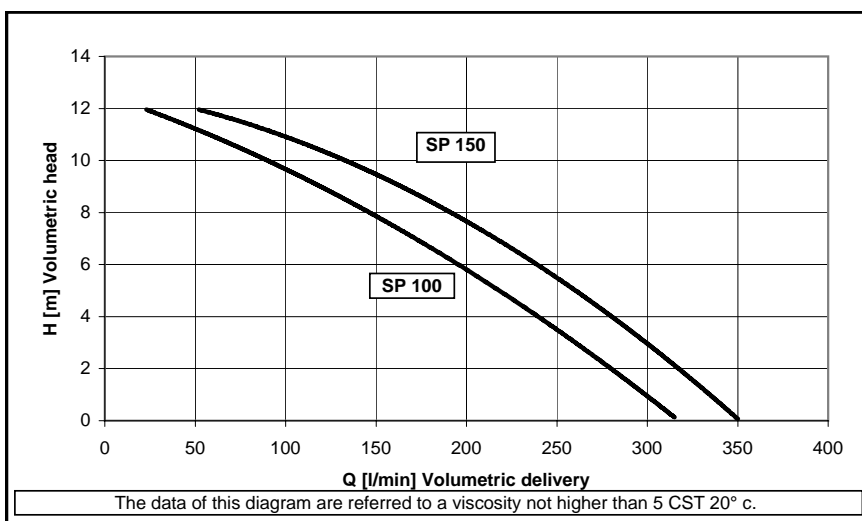
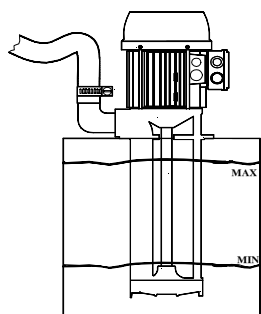
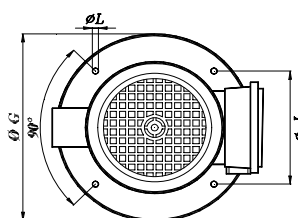
Table of dimensions and weights

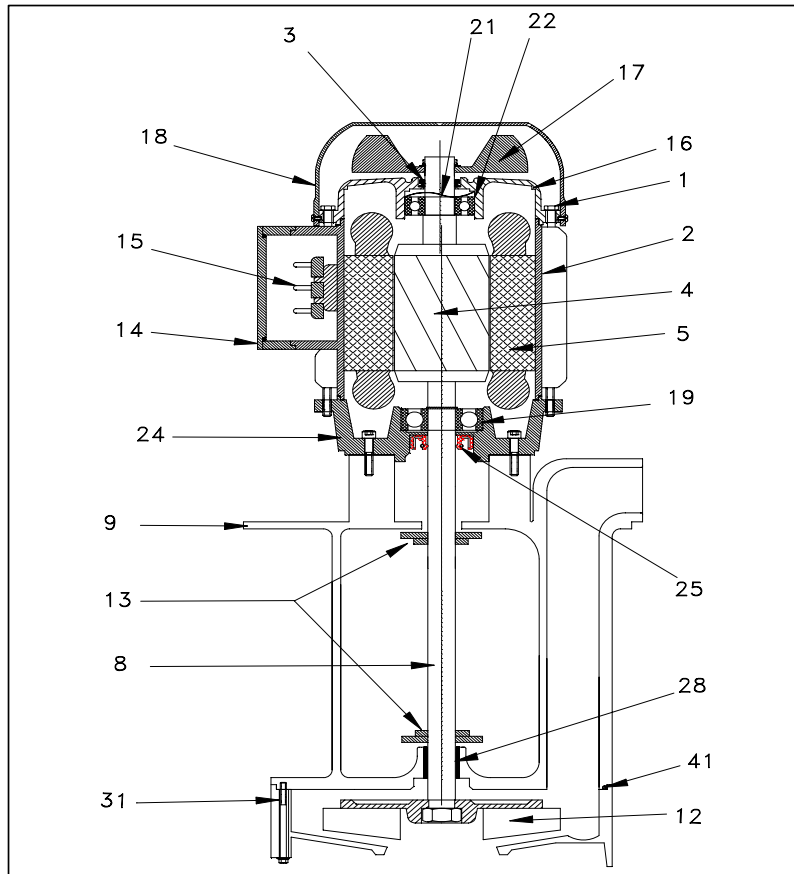
TYPE	A mm	B mm	C mm	ØD mm	ØE mm	ØF mm	ØG mm	H mm	ØI mm	ØL mm	Kg.
SP 100	500	200 T	300	1 1/4"	138	140	180	230	160	9	16,30
	570	270 T									17,10
	650	350									18,06
	740	440									19,10
	850	550									20,35
SP 150	500	200 T	300	1 1/4"	138	140	180	230	160	9	17,60
	570	270 T									18,40
	650	350									19,30
	740	440									20,07
	850	550									21,90

T on request = execution TRI

Electrical features

TYPE	KW. Input	Hz. 50		Hz. 60			
		230/400	254-290/440-500	230/400	208-230/440-460	254-277/440-480	318-346/550-600
SP 100	1,15	3,3/1,9	2,6/1,5	4,0/2,3	3,6/2,1	3,3/1,9	2,8/1,6
SP 150	1,47	4,8/2,8	3,7/2,2	5,8/3,4	5,2/3,0	4,8/2,8	4,0/2,3





Type	SP 100	Materials
1	Rod	Steel
2	Frame	Aluminium
3	V-Ring ø 20	NBR
4	Rotor	
5	Stator	
8	Shaft	Steel C 40**
9	Pump body	Cast iron G 20
12	Impeller	PBT *
14	Terminal box	Nylon
15	Terminal block	mm. 50x32 6P
16	Non-drive end shield	Aluminium
17	Fan	Nylon
18	Fan cover	Nylon***
19	Bearing	6205 ZZ
21	Spring ring	ø 47
22	Bearing	6204 ZZ
25	Sealing ring	NBR 25X35X7
28	Bronze bearing	23x20x20
29	Sealing ring	NBR 20x32x7
31	House impeller	PBT*
41	OR ring	NBR 101,34 X1,78

On request

*	Cast iron G 20
**	Aisi 420
***	Sheet

Type	SP 150	Materials
1	Rod	Steel
2	Frame	Aluminium
3	V-Ring ø 20	NBR
4	Rotor	
5	Stator	
8	Shaft	Steel C 40**
9	Pump body	Cast iron G 20
12	Impeller	PBT *
14	Terminal box	Nylon
15	Terminal block	mm. 50x32 6P
16	Non-drive end shield	Aluminium
17	Fan	Nylon
18	Fan cover	Nylon***
19	Bearing	6205 ZZ
21	Spring ring	ø 47
22	Bearing	6204 ZZ
25	Sealing ring	NBR 25X35X7
28	Bronze bearing	23x20x20
29	Sealing ring	NBR 20x32x7
31	House impeller	PBT*
41	OR ring	NBR 101,34 X1,78

On request

*	Cast iron G 20
**	Aisi 420
***	Sheet